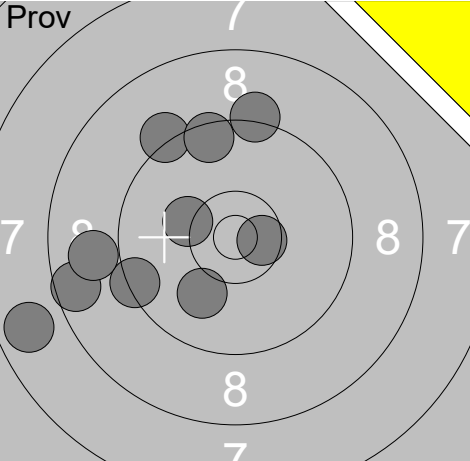
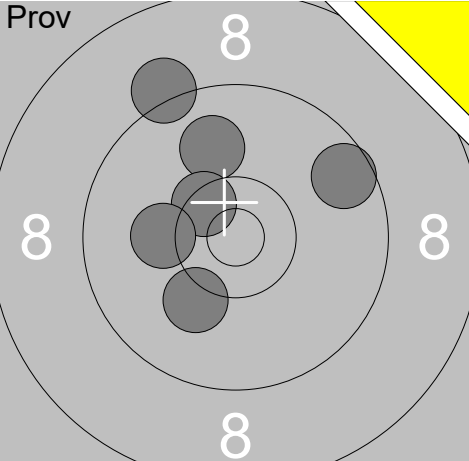
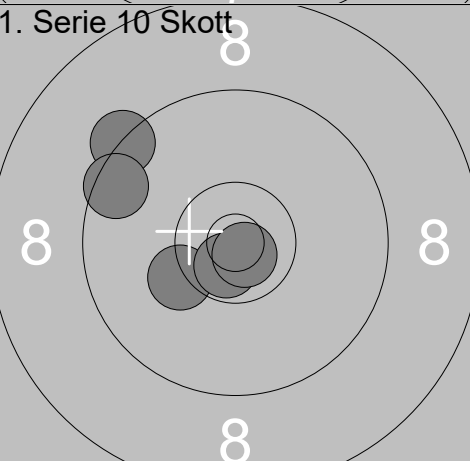
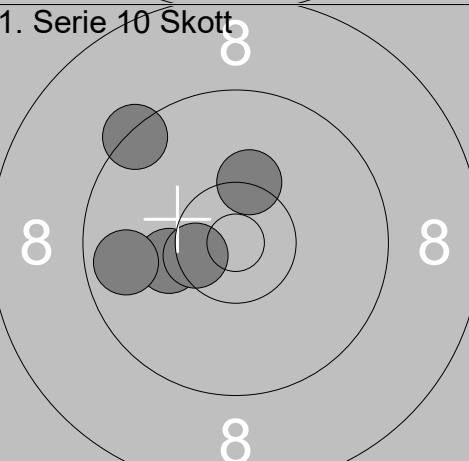
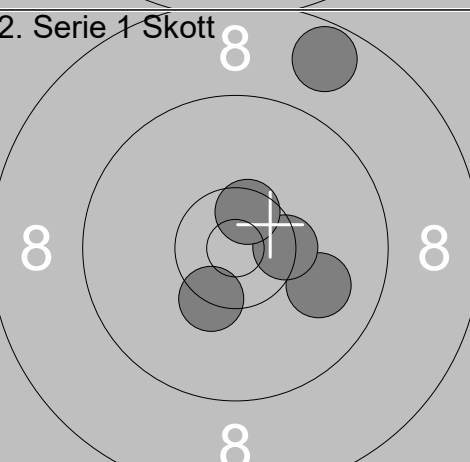
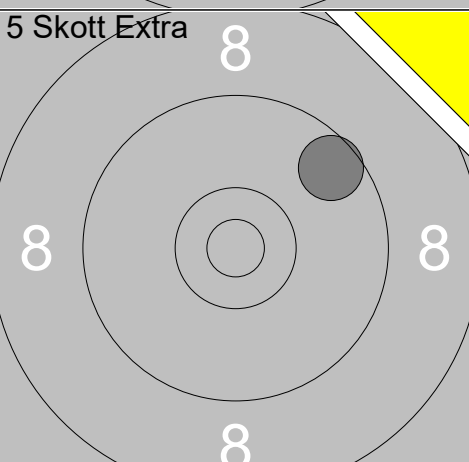
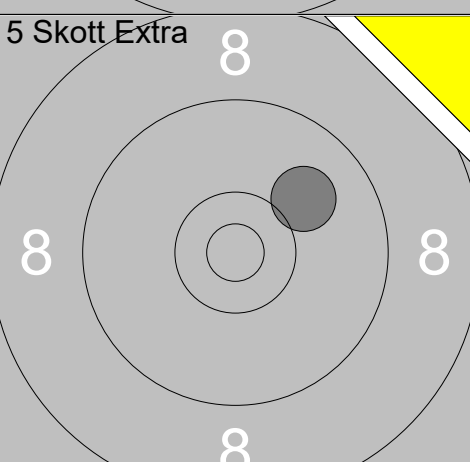
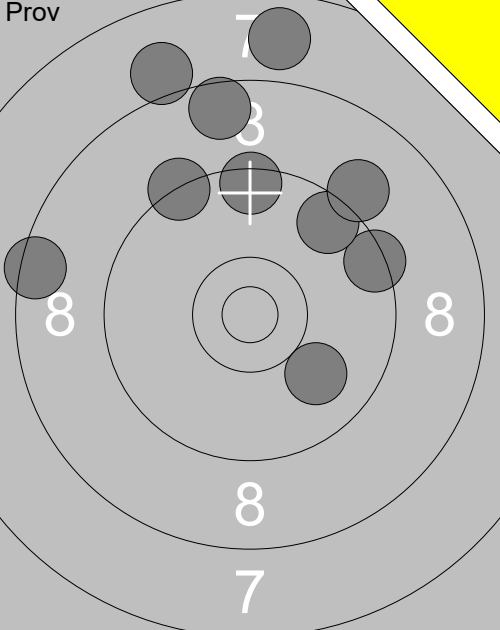
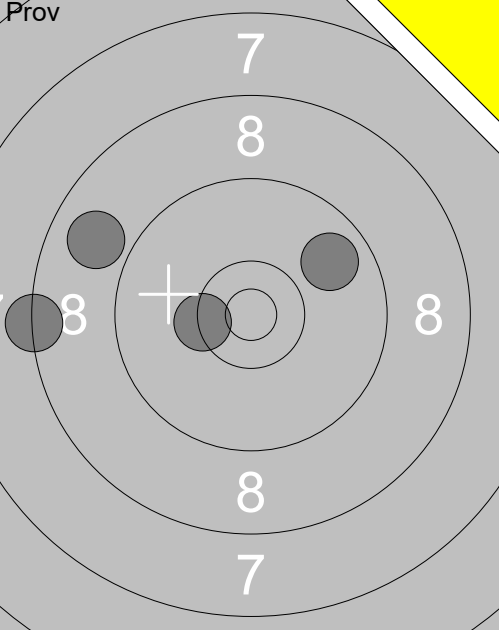
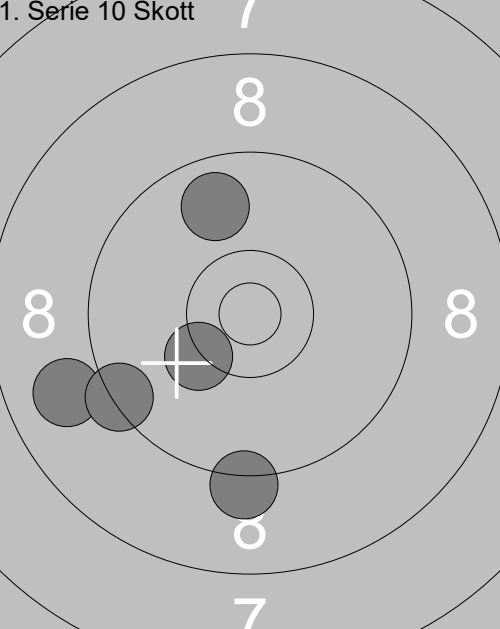
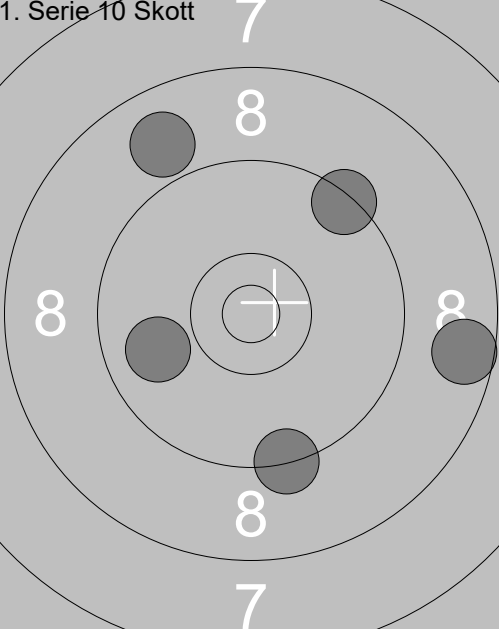
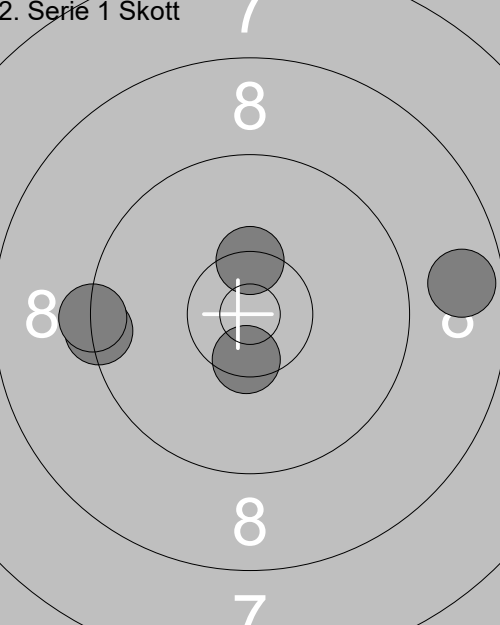


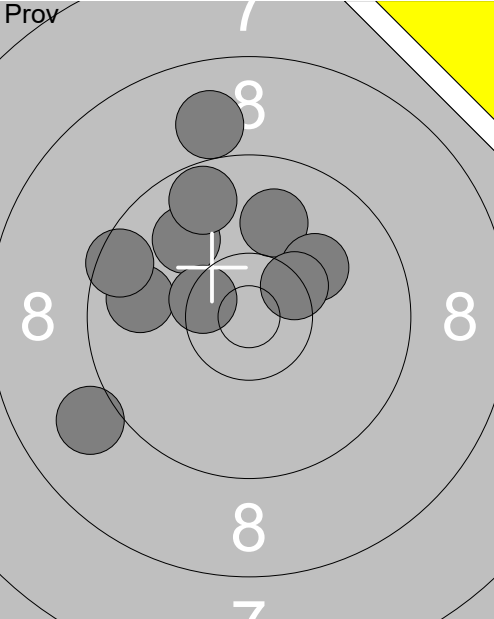
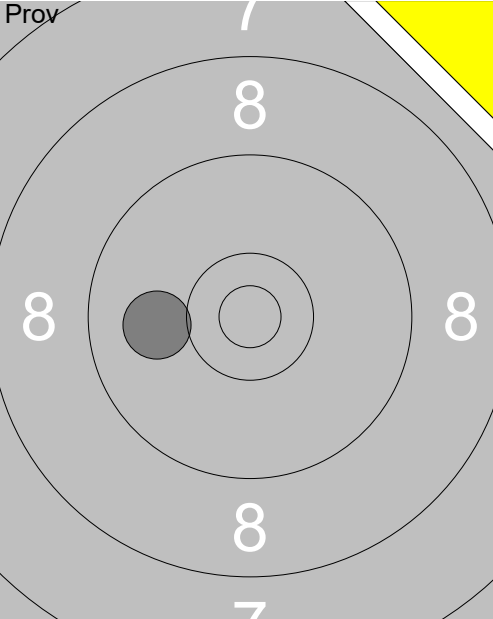
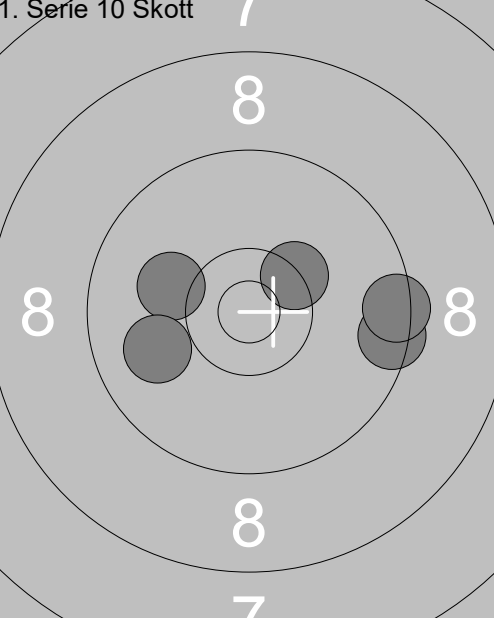
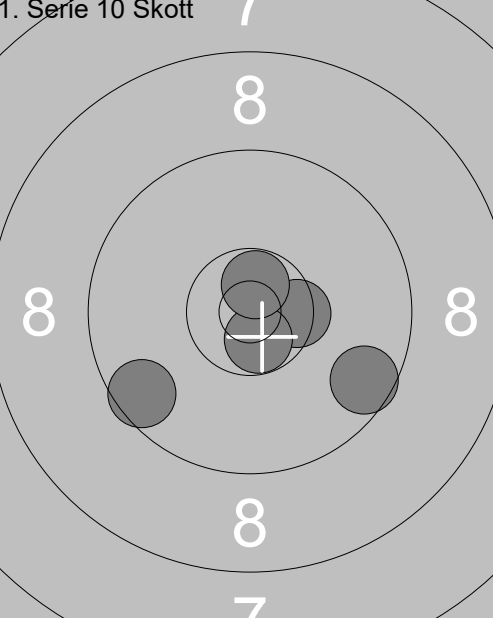
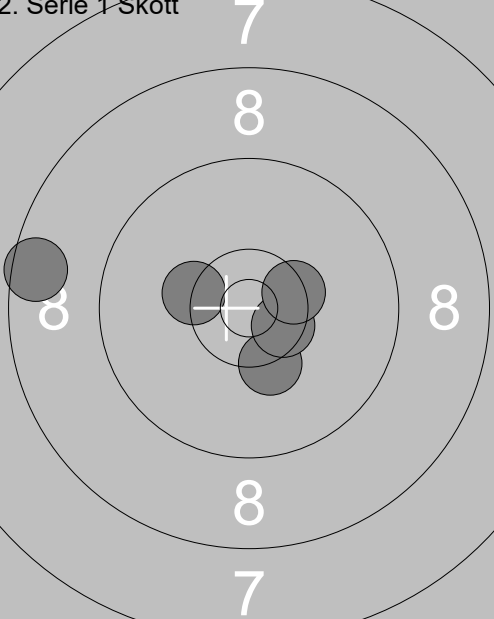
<p>Prov</p>	<p>1: 9.7 ←</p> <p>2: 10.1 ↙</p> <p>3: 10.1 ↗</p> <p>4: 9.5 ↗</p> <p>5: 10.3 ↙</p> <p>6: 8.9 ←</p> <p>7: 10.1 →</p> <p>8: 10.1 ↗</p> <p>9: 10.2 ↗</p> <p>10: 9.9 ↗</p>	<p>1. Serie 10 Skott</p>	<p>1: 10.0 ←</p> <p>2: 10.2 ↙</p> <p>3: 10.6 ↘</p> <p>4: 9.9 →</p> <p>5: 10.2 ↘</p>
Serie 95.0		Serie 49.0	
Total 195.0		Total 244.0	

<p>1. Serie 10 Skott</p>	<p>6: 10.1 →</p> <p>7: 9.6 ←</p> <p>8: 9.8 ←</p> <p>9: 8.4 →</p> <p>10: 9.9 ↓</p>	<p>2. Serie 1 Skott</p>	<p>1: 9.8 ←</p> <p>2: 10.6 ↘</p> <p>3: 9.5 ←</p> <p>4: 8.8 →</p> <p>5: 10.3 ↘</p>
Serie 45.0		Serie 46.0	
Total 289.0		Total 335.0	

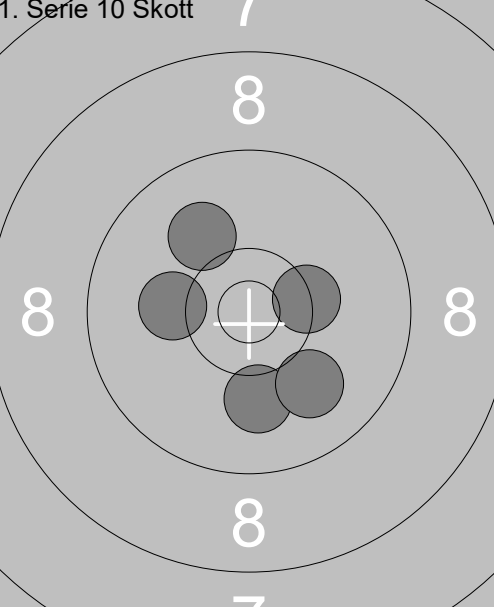
<p>5 Skott Extra</p>	<p>1: 10.3 ↘</p>		
Serie 10.0			
Total 335.0			

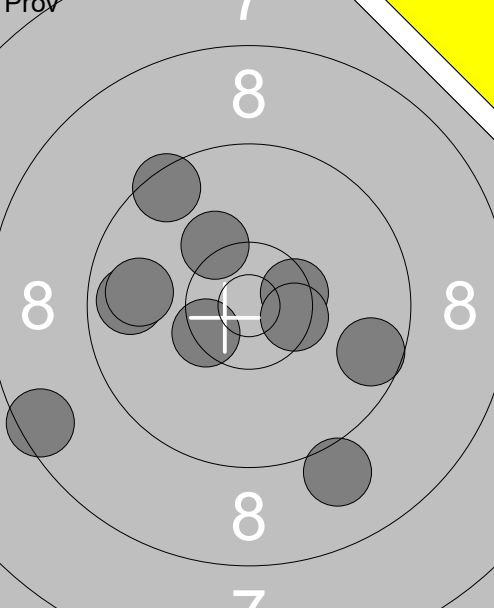
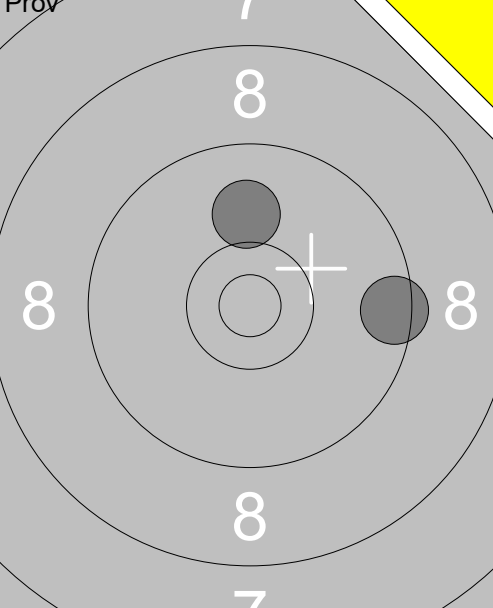
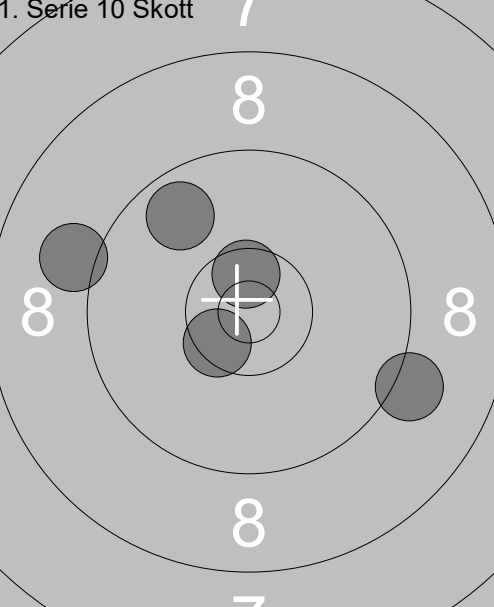
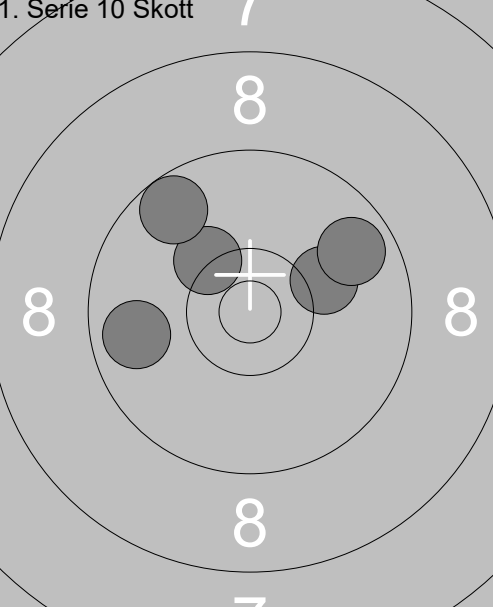
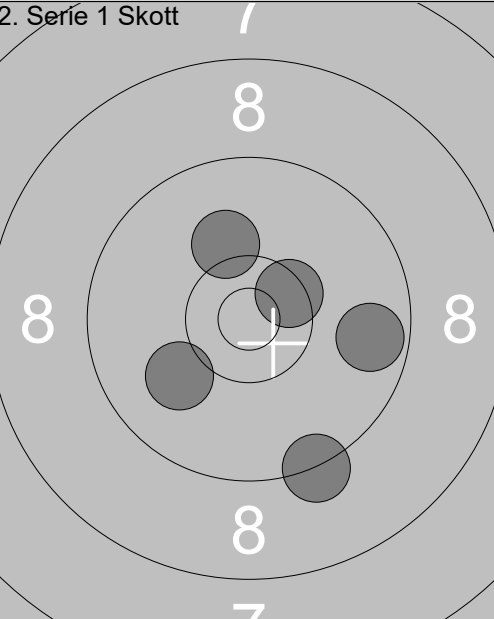
Skjutlag 11	Tavla 2	Michael Normann			
50 m Skövde		I16/Lv6	Vet		
27.07.2017		SM 50 Ligg	Skaraborgs skytteförbund		
Prov		1: 7.8 ← 2: 9.4 ← 3: 10.0 ↓ 4: 8.6 ← 5: 8.9 ← 6: 9.2 ↗ 7: 10.6x → 8: 10.2 ← 9: 9.5 ↗ 10: 9.2 ↗ Serie 89.0 Total 192.0	Prov		11: 9.2 ↗ 12: 10.0 ↗ 13: 10.1 ↓ 14: 9.6 → 15: 10.5x ↗ 16: 10.2 ← Serie 58.0 Total 192.0
1. Serie 10 Skott		1: 9.3 ↗ 2: 9.5 ↗ 3: 10.2 ↓ 4: 10.7x ↓ 5: 10.8x ↓ Serie 48.0 Total 240.0	1. Serie 10 Skott		6: 10.3 ↗ 7: 10.2 ← 8: 9.7 ← 9: 10.5x ← 10: 9.4 ↗ Serie 48.0 Total 288.0
2. Serie 1 Skott		1: 8.7 ↗ 2: 10.0 → 3: 10.3x ↓ 4: 10.4x → 5: 10.5x ↗ Serie 48.0 Total 336.0	5 Skott Extra		1: 9.6 ↗ Serie 9.0 Total 336.0
5 Skott Extra		1: 10.0 ↗ Serie 10.0 Total 336.0			

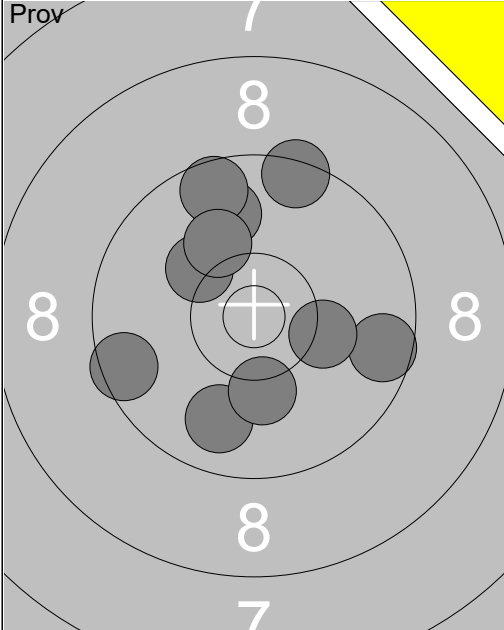
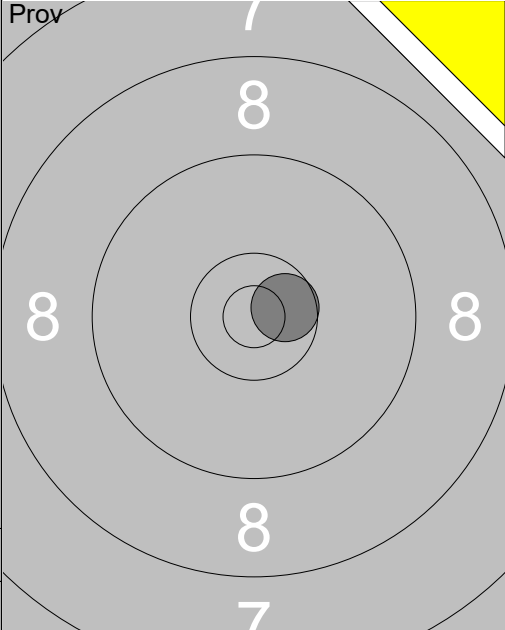
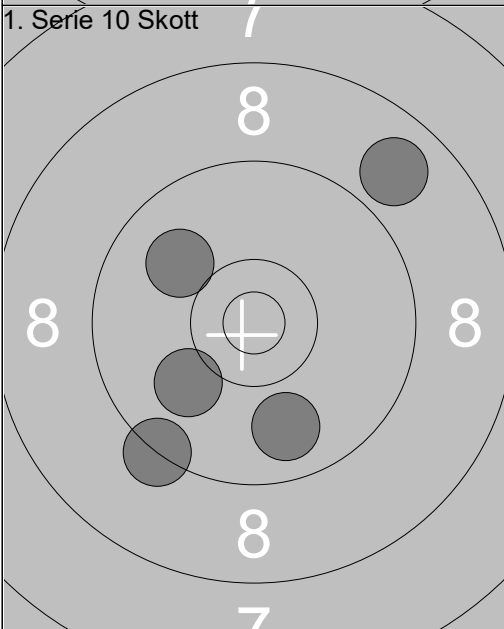
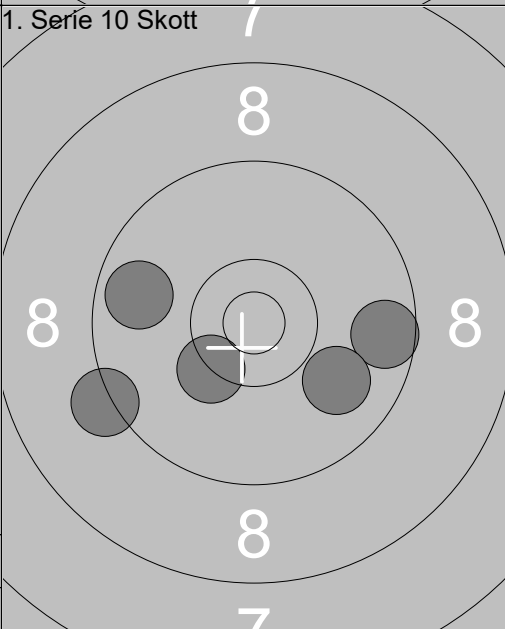
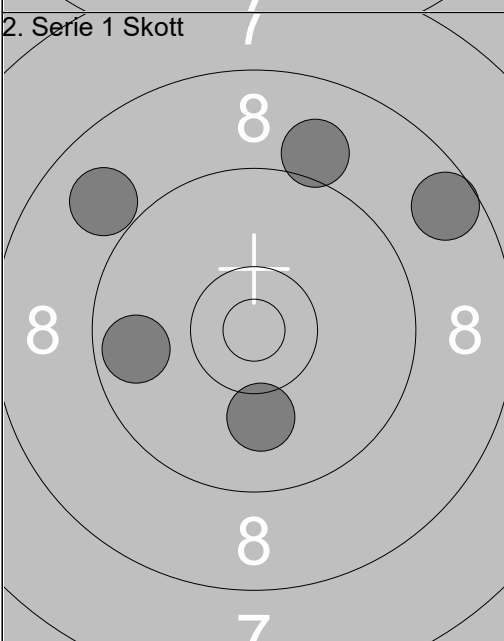
Skjutlag 11	Tavla 3	Johan Lindberg	
50 m Skövde		Dagstorp/Lilla Harrie SKF	Vet
27.07.2017		SM 50 Ligg	Skaraborgs skytteförbund
Prov 	<ul style="list-style-type: none"> 1: 7.8 ↑ 2: 9.4 → 3: 9.6 ↗ 4: 9.5 ↑ 5: 9.1 ↗ 6: 8.6 ↑ 7: 8.0 ↑ 8: 8.5 ← 9: 9.3 ↗ 10: 9.9 ↘ 	Prov 	<ul style="list-style-type: none"> 11: 10.4 ✕ 12: 9.8 ↗ 13: 8.3 ← 14: 8.9 ↖
Serie 85.0		Serie 35.0	
Total 192.0		Total 192.0	
1. Serie 10 Skott 	<ul style="list-style-type: none"> 1: 9.8 ↑ 2: 9.2 ↓ 3: 10.3 ✕ 4: 8.9 ← 5: 9.4 ← 	1. Serie 10 Skott 	<ul style="list-style-type: none"> 6: 9.3 ↓ 7: 9.4 ↗ 8: 8.9 ↗ 9: 8.6 → 10: 9.9 ←
Serie 45.0		Serie 43.0	
Total 237.0		Total 280.0	
2. Serie 1 Skott 	<ul style="list-style-type: none"> 1: 8.7 → 2: 9.4 ← 3: 10.4 ✕↑ 4: 10.5 ✕↓ 5: 9.3 ← 		
Serie 46.0			
Total 326.0			

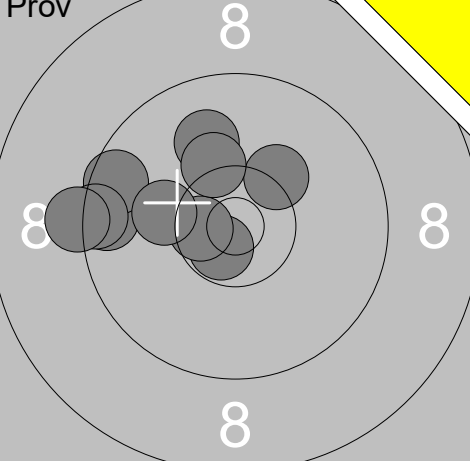
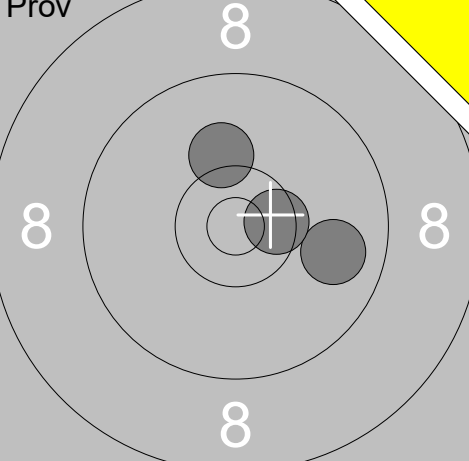
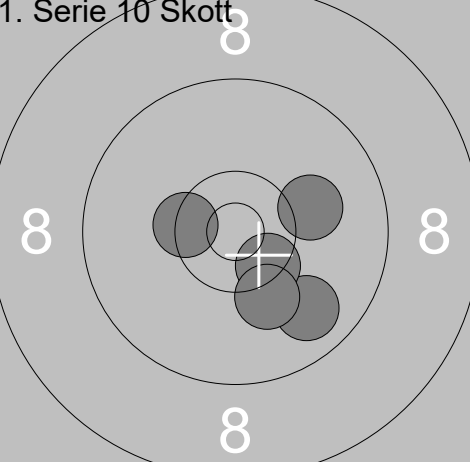
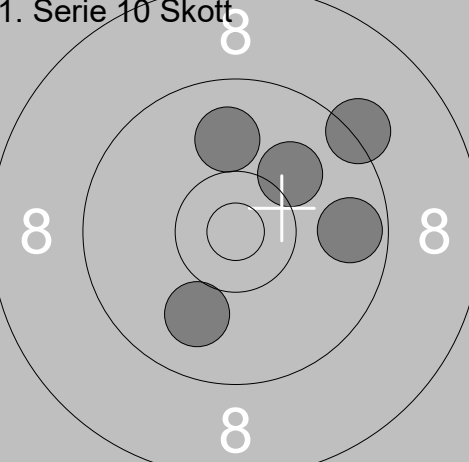
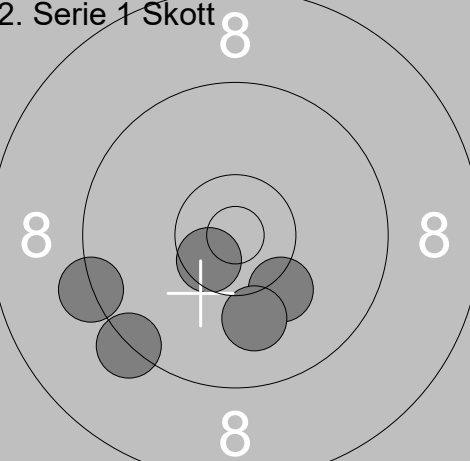
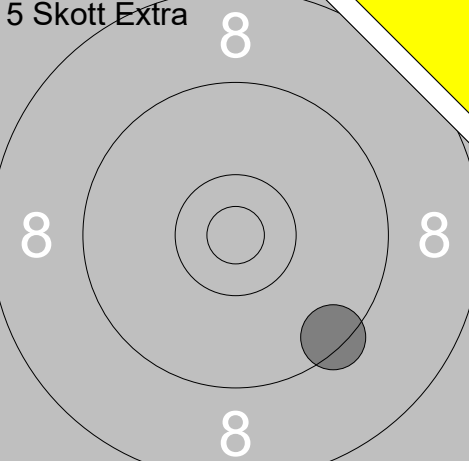
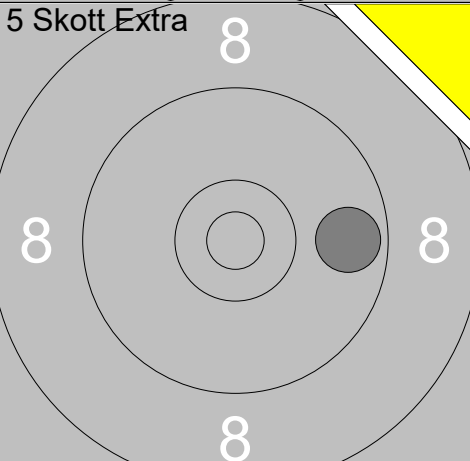
Skjutlag 11	Tavla 4	Hans Yngvard	
50 m Skövde		Furulund SKF	Vet
27.07.2017		SM 50 Ligg	Skaraborgs skytteförbund
Prov		1: 10.0 ↗ 2: 9.8 ← 3: 9.0 ↗ 4: 9.0 ↖ 5: 9.9 ↖ 6: 10.4x ↖ 7: 9.7 ↗ 8: 9.5 ↖ 9: 10.1 ↗ 10: 10.4x ↗ Serie 94.0 Total 191.0	11: 10.0 ←  Serie 10.0 Total 191.0
1. Serie 10 Skott		1: 10.1 ← 2: 9.5 → 3: 10.4x ↗ 4: 9.9 ← 5: 9.4 → Serie 47.0 Total 238.0	1. Serie 10 Skott  6: 10.5x → 7: 10.7x ↘ 8: 10.7x ↗ 9: 9.6 → 10: 9.6 ↖ Serie 48.0 Total 286.0
2. Serie 1 Skott		1: 10.3x ↘ 2: 8.6 ← 3: 10.5x ↘ 4: 10.4x ↗ 5: 10.3x ↖ Serie 48.0 Total 334.0	

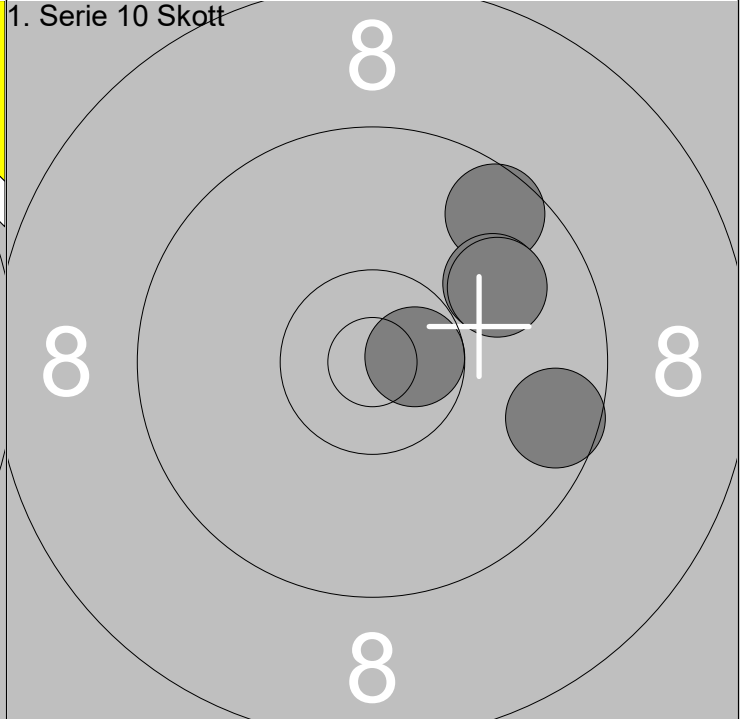
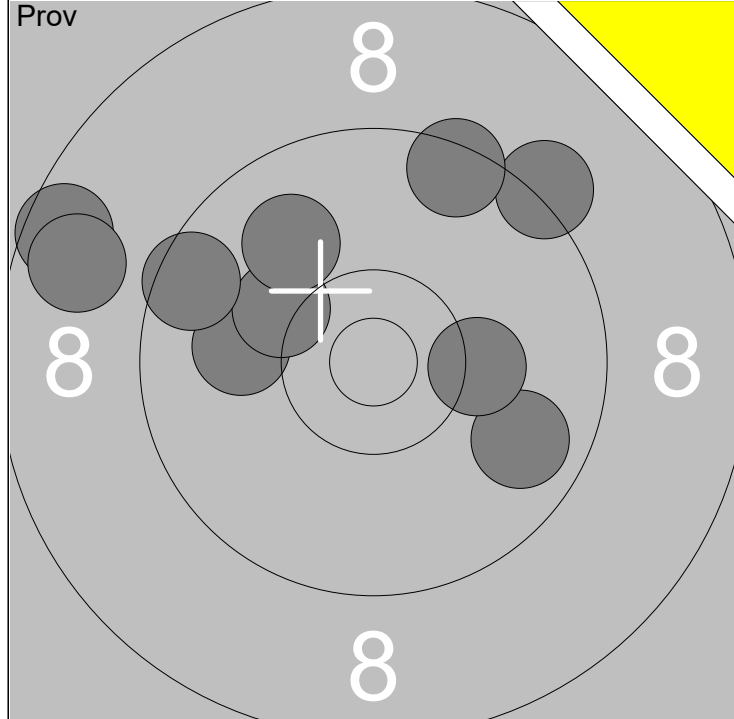
<p>Prov</p>	<p>1: 9.6 ↗ 2: 9.1 ↑ 3: 9.6 ↖ 4: 9.4 ← 5: 9.9 ↖ 6: 9.9 ← 7: 9.9 ↓ 8: 10.4x ↖ 9: 10.0 ↓ 10: 8.7 ←</p> <p>Serie 91.0 Total 191.0</p>	<p>Prov</p>	<p>11: 9.4 ↗ 12: 10.0 ↗</p> <p>Serie 19.0 Total 191.0</p>
<p>1. Serie 10 Skott</p>	<p>1: 10.7x ↖ 2: 9.9 ← 3: 9.0 ↓ 4: 9.8 ↓ 5: 9.6 ↗</p> <p>Serie 46.0 Total 237.0</p>	<p>1. Serie 10 Skott</p>	<p>6: 10.2 ↓ 7: 9.9 ↓ 8: 10.0 ↓ 9: 8.6 ↑ 10: 10.1 ↖</p> <p>Serie 47.0 Total 284.0</p>
<p>2. Serie 1 Skott</p>	<p>1: 9.8 ↗ 2: 9.4 ← 3: 9.2 → 4: 10.3 → 5: 10.4x ↓</p> <p>Serie 47.0 Total 331.0</p>		

 <p>Provschott</p>	<p>1: 9.6 ↓ 2: 9.6 ↙ 3: 8.9 ↓ 4: 10.6x↗ 5: 9.6 ↙ 6: 10.2← 7: 10.0→ 8: 10.2↙ 9: 9.8 ↘ 10: 10.2 ↗</p> <p>Serie 94.0 Total 191.0</p>	 <p>Provschott</p>	<p>11: 10.5x↓ 12: 10.3x→</p> <p>Serie 20.0 Total 191.0</p>
<p>1. Serie 10 Skott</p> 	<p>1: 10.2← 2: 10.3x→ 3: 10.1 ↓ 4: 10.0 ↓ 5: 10.0 ↖</p> <p>Serie 50.0 Total 241.0</p>	<p>1. Serie 10 Skott</p> 	<p>6: 9.7 ↘ 7: 10.1← 8: 9.4 ↖ 9: 10.3← 10: 9.6 ↗</p> <p>Serie 47.0 Total 288.0</p>
<p>2. Serie 1 Skott</p> 	<p>1: 8.6 → 2: 10.5x↗ 3: 10.3x↗ 4: 9.5 → 5: 10.5x↓</p> <p>Serie 47.0 Total 335.0</p>	<p>5 Skott Extra</p> 	<p>1: 9.5 ↗</p> <p>Serie 9.0 Total 335.0</p>

<p>Prov</p>  <p style="text-align: center;">7</p>	<p>1: 9.6 →</p> <p>2: 9.0 ↓</p> <p>3: 8.5 ←</p> <p>4: 9.7 ←</p> <p>5: 10.4x ↙</p> <p>6: 10.5x →</p> <p>7: 10.2 ↖</p> <p>8: 10.5x →</p> <p>9: 9.8 ←</p> <p>10: 9.5 ↖</p> <hr/> <p>Serie 93.0</p> <hr/> <p>Total 191.0</p>	<p>Prov</p>  <p style="text-align: center;">7</p>	<p>11: 10.0 ↑</p> <p>12: 9.5 →</p> <hr/> <p>Serie 19.0</p> <hr/> <p>Total 191.0</p>
<p>1. Serie 10 Skott</p>  <p style="text-align: center;">7</p>	<p>1: 9.1 →</p> <p>2: 9.1 ←</p> <p>3: 9.7 ↖</p> <p>4: 10.5x ↙</p> <p>5: 10.6x ↑</p> <hr/> <p>Serie 47.0</p> <hr/> <p>Total 238.0</p>	<p>1. Serie 10 Skott</p>  <p style="text-align: center;">7</p>	<p>6: 10.1 →</p> <p>7: 9.8 ←</p> <p>8: 10.3 ↖</p> <p>9: 9.8 ↗</p> <p>10: 9.7 ↖</p> <hr/> <p>Serie 47.0</p> <hr/> <p>Total 285.0</p>
<p>2. Serie 1 Skott</p>  <p style="text-align: center;">7</p>	<p>1: 9.3 ↓</p> <p>2: 10.5x ↗</p> <p>3: 10.2 ↖</p> <p>4: 9.7 →</p> <p>5: 10.0 ↙</p> <hr/> <p>Serie 48.0</p> <hr/> <p>Total 333.0</p>		

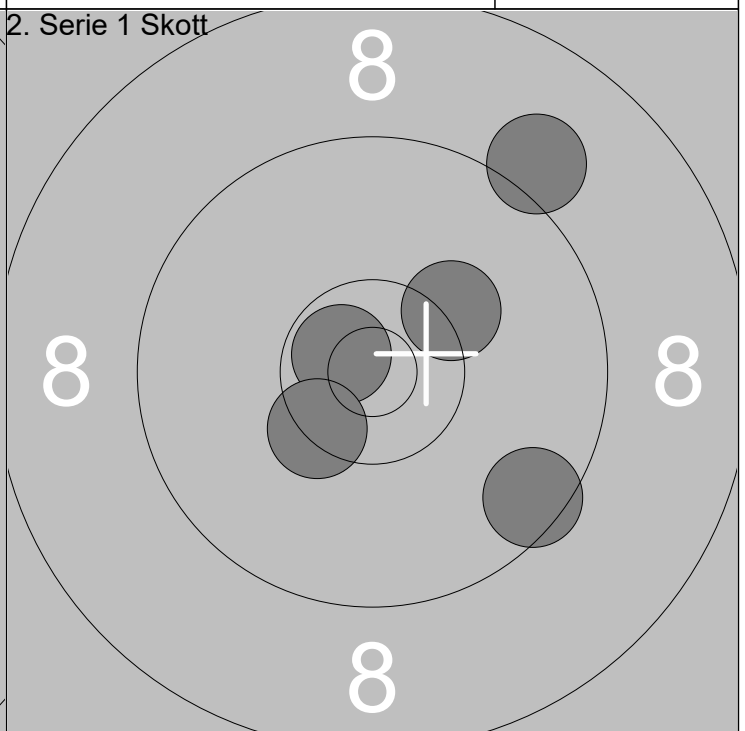
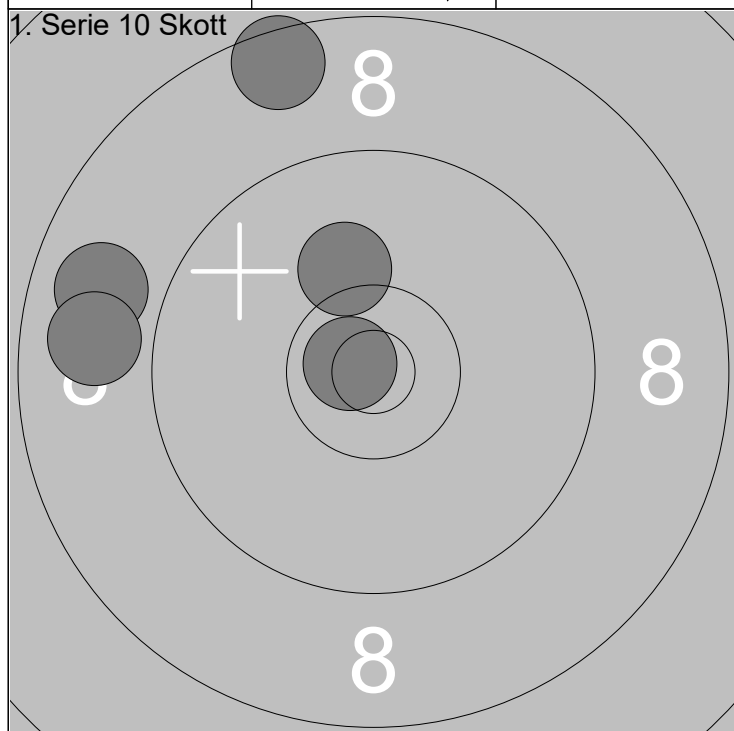
	<p>1: 9.4 ↗ 2: 9.9 ↗ 3: 9.5 ← 4: 9.9 ↓ 5: 10.2 ↖ 6: 9.6 ↗ 7: 10.1 ↗ 8: 10.2 ↓ 9: 9.6 → 10: 10.2 →</p>		<p>11: 10.6x➤</p>
<p>Serie 94.0</p> <p>Total 191.0</p>		<p>Serie 10.0</p> <p>Total 191.0</p>	
<p>1. Serie 10 Skott</p> 	<p>1: 9.3 ↘ 2: 9.8 ↓ 3: 8.8 ↗ 4: 10.0 ↖ 5: 10.0 ↘</p>	<p>1. Serie 10 Skott</p> 	<p>6: 9.2 ← 7: 9.7 ← 8: 9.6 → 9: 10.3x↘ 10: 9.9 ↘</p>
<p>Serie 46.0</p> <p>Total 237.0</p>		<p>Serie 46.0</p> <p>Total 283.0</p>	
<p>2. Serie 1 Skott</p> 	<p>1: 8.6 ↗ 2: 8.9 ↖ 3: 10.1 ↓ 4: 9.7 ← 5: 9.0 ↗</p>		
<p>Serie 44.0</p> <p>Total 327.0</p>			

Prov 	<table style="width:100%; border-collapse: collapse;"> <tr><td>1: 9.6</td><td>←</td></tr> <tr><td>2: 9.6</td><td>←</td></tr> <tr><td>3: 10.7x</td><td>↙</td></tr> <tr><td>4: 9.4</td><td>←</td></tr> <tr><td>5: 10.0</td><td>↗</td></tr> <tr><td>6: 10.6x</td><td>←</td></tr> <tr><td>7: 10.2</td><td>←</td></tr> <tr><td>8: 10.3</td><td>↗</td></tr> <tr><td>9: 9.2</td><td>←</td></tr> <tr><td>10: 10.2</td><td>↗</td></tr> <tr><td colspan="2"><hr/></td></tr> <tr><td>Serie</td><td style="text-align: right;">96.0</td></tr> <tr><td>Total</td><td style="text-align: right;">191.0</td></tr> </table>	1: 9.6	←	2: 9.6	←	3: 10.7x	↙	4: 9.4	←	5: 10.0	↗	6: 10.6x	←	7: 10.2	←	8: 10.3	↗	9: 9.2	←	10: 10.2	↗	<hr/>		Serie	96.0	Total	191.0	Prov 	<table style="width:100%; border-collapse: collapse;"> <tr><td>11: 9.9</td><td>→</td></tr> <tr><td>12: 10.2</td><td>↑</td></tr> <tr><td>13: 10.5x</td><td>→</td></tr> <tr><td colspan="2"><hr/></td></tr> <tr><td>Serie</td><td style="text-align: right;">29.0</td></tr> <tr><td>Total</td><td style="text-align: right;">191.0</td></tr> </table>	11: 9.9	→	12: 10.2	↑	13: 10.5x	→	<hr/>		Serie	29.0	Total	191.0
1: 9.6	←																																								
2: 9.6	←																																								
3: 10.7x	↙																																								
4: 9.4	←																																								
5: 10.0	↗																																								
6: 10.6x	←																																								
7: 10.2	←																																								
8: 10.3	↗																																								
9: 9.2	←																																								
10: 10.2	↗																																								
<hr/>																																									
Serie	96.0																																								
Total	191.0																																								
11: 9.9	→																																								
12: 10.2	↑																																								
13: 10.5x	→																																								
<hr/>																																									
Serie	29.0																																								
Total	191.0																																								
1. Serie 10 Skott 	<table style="width:100%; border-collapse: collapse;"> <tr><td>1: 10.4x</td><td>←</td></tr> <tr><td>2: 9.8</td><td>↘</td></tr> <tr><td>3: 10.4x</td><td>↘</td></tr> <tr><td>4: 10.1</td><td>→</td></tr> <tr><td>5: 10.2</td><td>↘</td></tr> <tr><td colspan="2"><hr/></td></tr> <tr><td>Serie</td><td style="text-align: right;">49.0</td></tr> <tr><td>Total</td><td style="text-align: right;">240.0</td></tr> </table>	1: 10.4x	←	2: 9.8	↘	3: 10.4x	↘	4: 10.1	→	5: 10.2	↘	<hr/>		Serie	49.0	Total	240.0	1. Serie 10 Skott 	<table style="width:100%; border-collapse: collapse;"> <tr><td>6: 10.1</td><td>↗</td></tr> <tr><td>7: 9.7</td><td>→</td></tr> <tr><td>8: 10.0</td><td>↑</td></tr> <tr><td>9: 10.0</td><td>↘</td></tr> <tr><td>10: 9.2</td><td>↗</td></tr> <tr><td colspan="2"><hr/></td></tr> <tr><td>Serie</td><td style="text-align: right;">48.0</td></tr> <tr><td>Total</td><td style="text-align: right;">288.0</td></tr> </table>	6: 10.1	↗	7: 9.7	→	8: 10.0	↑	9: 10.0	↘	10: 9.2	↗	<hr/>		Serie	48.0	Total	288.0						
1: 10.4x	←																																								
2: 9.8	↘																																								
3: 10.4x	↘																																								
4: 10.1	→																																								
5: 10.2	↘																																								
<hr/>																																									
Serie	49.0																																								
Total	240.0																																								
6: 10.1	↗																																								
7: 9.7	→																																								
8: 10.0	↑																																								
9: 10.0	↘																																								
10: 9.2	↗																																								
<hr/>																																									
Serie	48.0																																								
Total	288.0																																								
2. Serie 1 Skott 	<table style="width:100%; border-collapse: collapse;"> <tr><td>1: 10.2</td><td>↘</td></tr> <tr><td>2: 9.3</td><td>←</td></tr> <tr><td>3: 9.3</td><td>↙</td></tr> <tr><td>4: 10.0</td><td>↘</td></tr> <tr><td>5: 10.6x</td><td>↙</td></tr> <tr><td colspan="2"><hr/></td></tr> <tr><td>Serie</td><td style="text-align: right;">48.0</td></tr> <tr><td>Total</td><td style="text-align: right;">336.0</td></tr> </table>	1: 10.2	↘	2: 9.3	←	3: 9.3	↙	4: 10.0	↘	5: 10.6x	↙	<hr/>		Serie	48.0	Total	336.0	5 Skott Extra 	<table style="width:100%; border-collapse: collapse;"> <tr><td>1: 9.4</td><td>↘</td></tr> <tr><td colspan="2"><hr/></td></tr> <tr><td>Serie</td><td style="text-align: right;">9.0</td></tr> <tr><td>Total</td><td style="text-align: right;">336.0</td></tr> </table>	1: 9.4	↘	<hr/>		Serie	9.0	Total	336.0														
1: 10.2	↘																																								
2: 9.3	←																																								
3: 9.3	↙																																								
4: 10.0	↘																																								
5: 10.6x	↙																																								
<hr/>																																									
Serie	48.0																																								
Total	336.0																																								
1: 9.4	↘																																								
<hr/>																																									
Serie	9.0																																								
Total	336.0																																								
5 Skott Extra 	<table style="width:100%; border-collapse: collapse;"> <tr><td>1: 9.7</td><td>→</td></tr> <tr><td colspan="2"><hr/></td></tr> <tr><td>Serie</td><td style="text-align: right;">9.0</td></tr> <tr><td>Total</td><td style="text-align: right;">336.0</td></tr> </table>	1: 9.7	→	<hr/>		Serie	9.0	Total	336.0																																
1: 9.7	→																																								
<hr/>																																									
Serie	9.0																																								
Total	336.0																																								



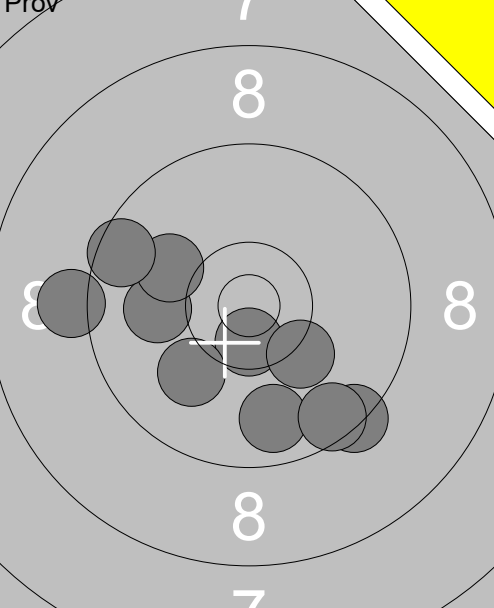
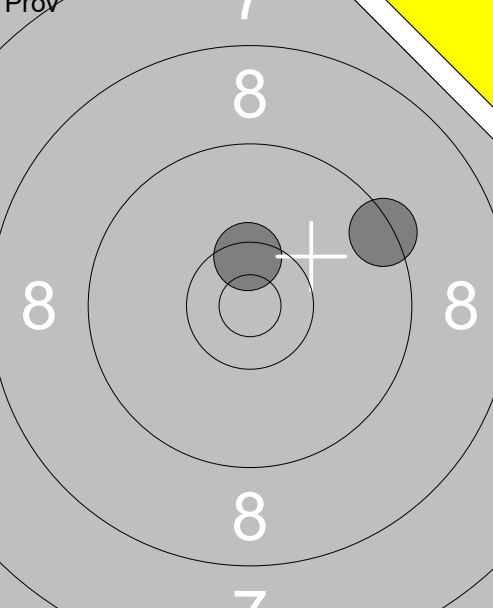
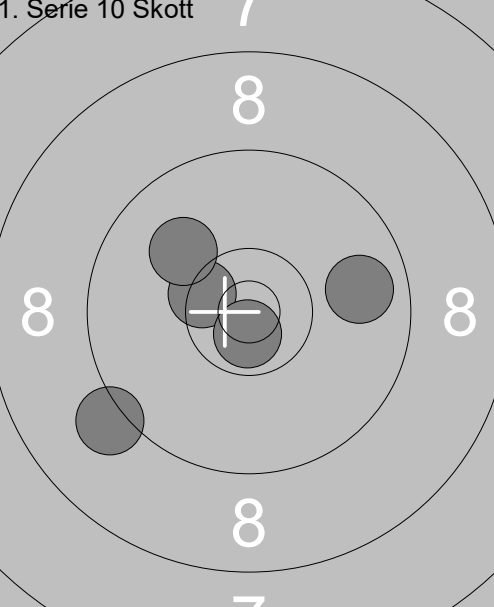
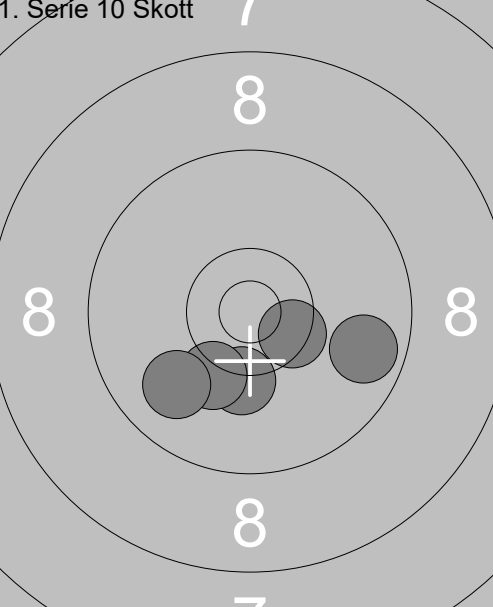
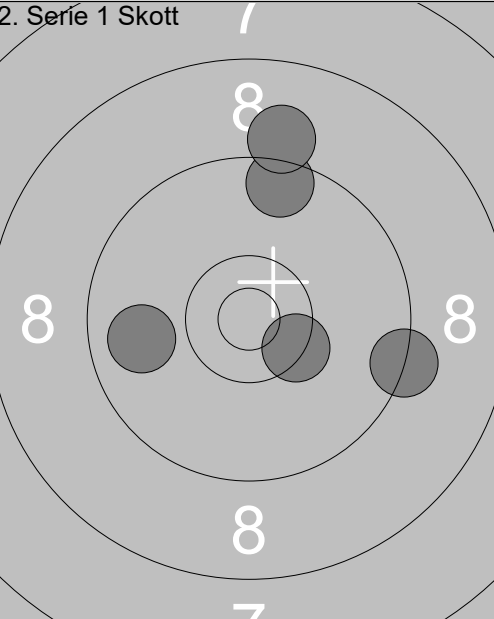
1: 10.0 ←	6: 10.2 ↖		Serie	91
2: 9.8 →	7: 10.2 →			
3: 9.2 ↗	8: 9.9 ↗	Total		191
4: 8.6 ←	9: 9.5 ↖			
5: 8.7 ←	10: 9.5 ↗			

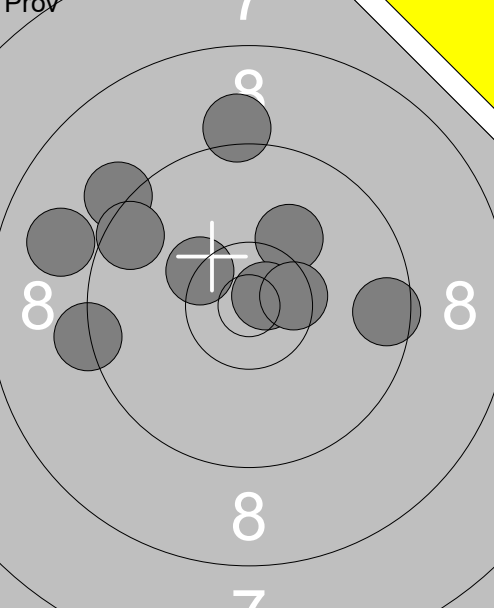
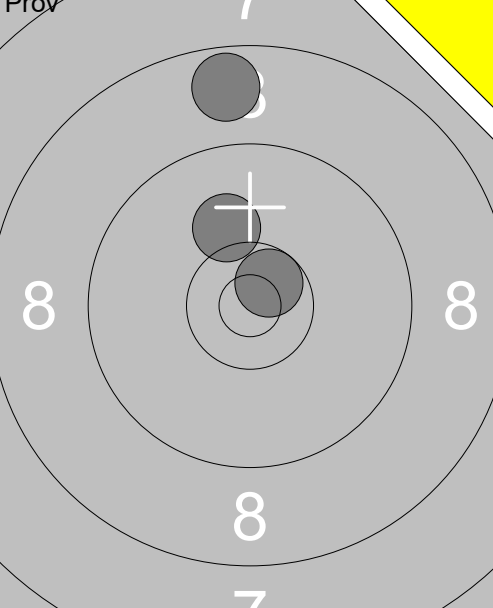
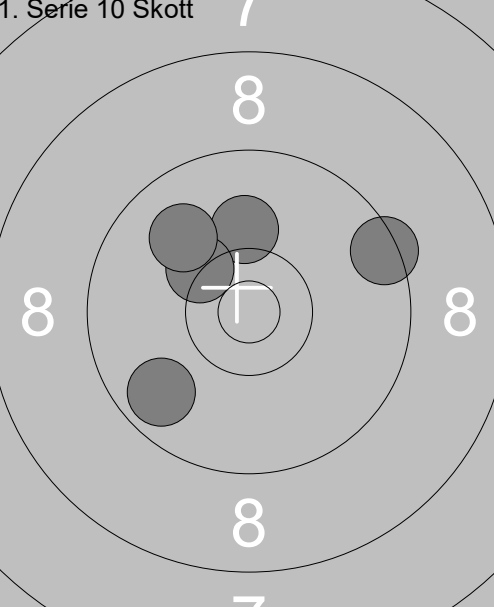
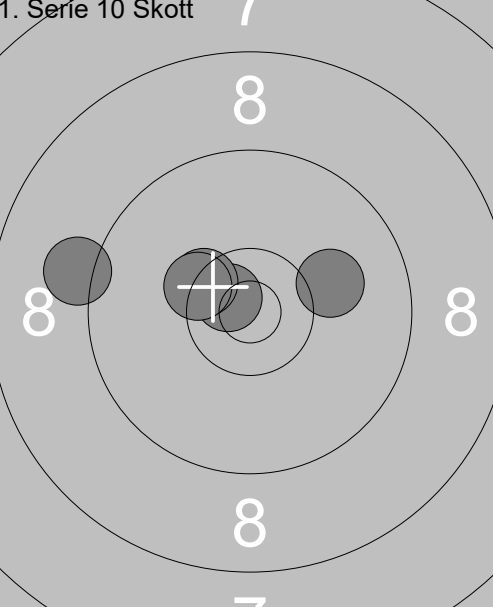
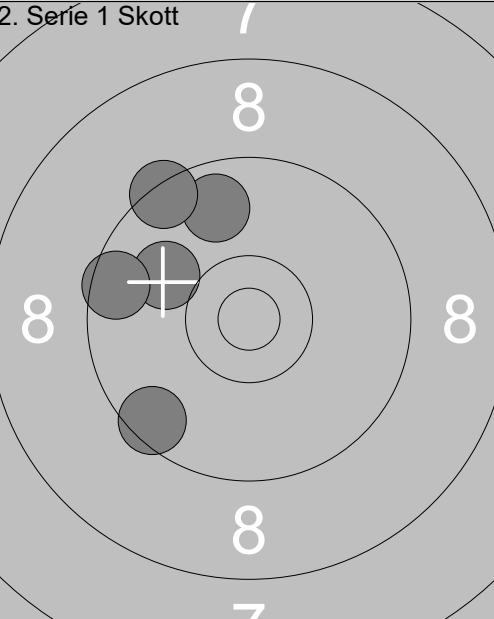
1: 9.6 ↗		Serie	46
2: 10.7x →			
3: 9.9 ↗	Total		237
4: 9.9 ↗			
5: 9.6 →			

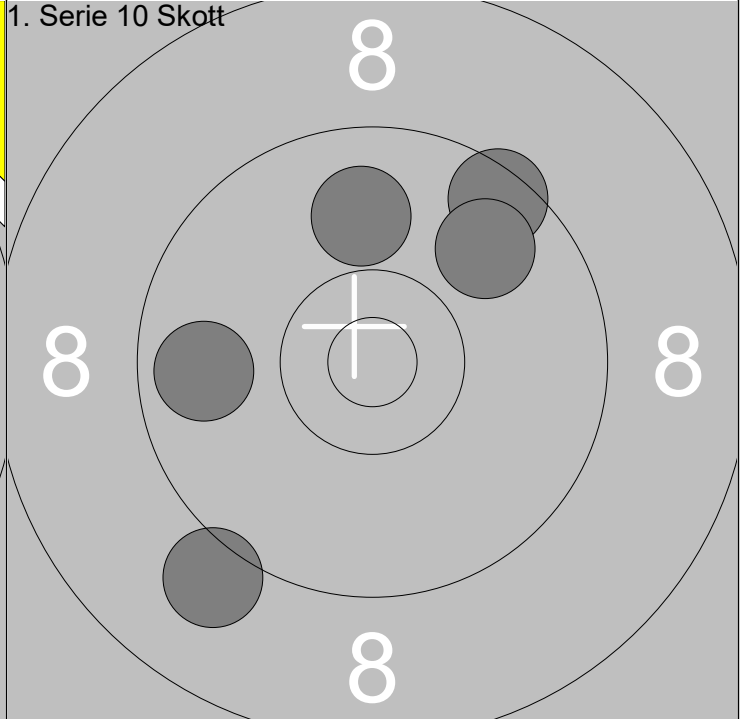
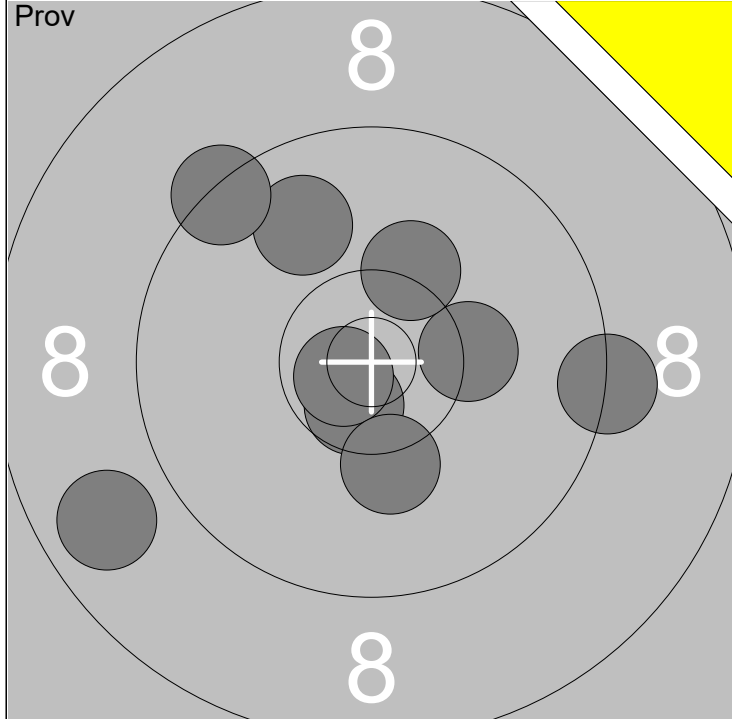


6: 8.8 ←		Serie	44
7: 8.9 ←			
8: 8.5 ↗	Total		281
9: 10.2 ↗			
10: 10.8x ←			

1: 10.2 ↗		Serie	48
2: 9.1 ↗			
3: 9.5 ↘	Total		329
4: 10.7x ↖			
5: 10.4x ↘			

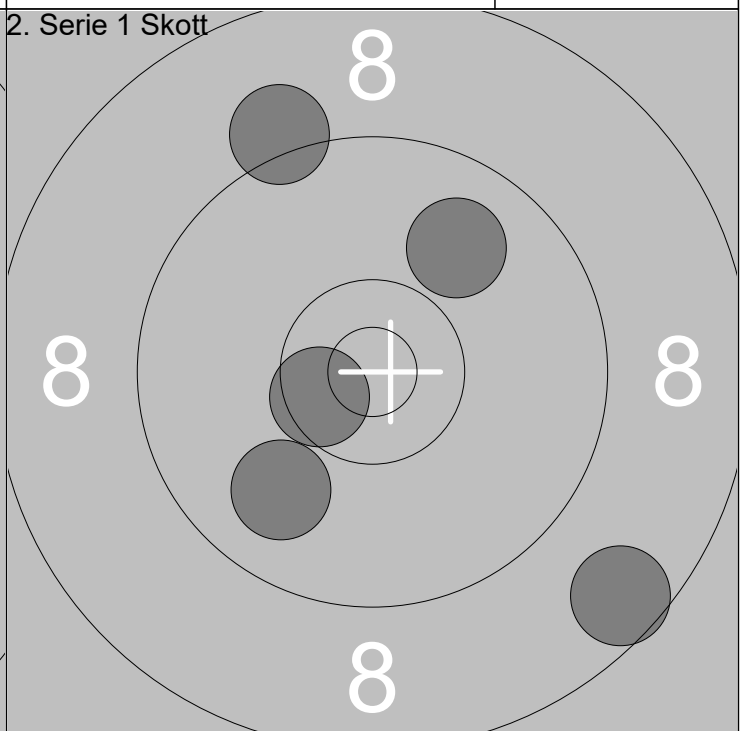
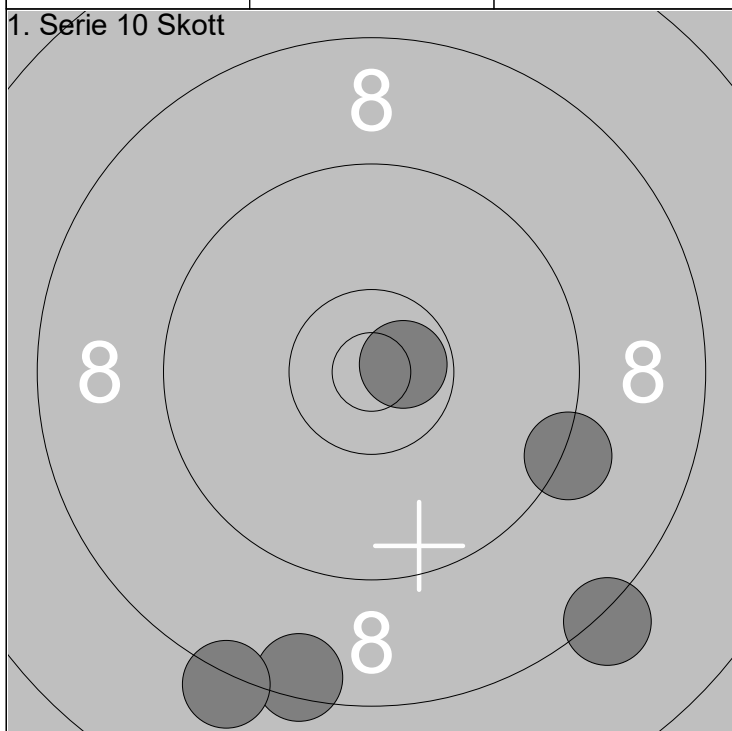
	<p>1: 10.6x↓</p> <p>2: 10.1 ↓</p> <p>3: 10.0←</p> <p>4: 10.1↖</p> <p>5: 9.5 ↖</p> <p>6: 9.8 ↓</p> <p>7: 9.1 ←</p> <p>8: 10.2 ↓</p> <p>9: 9.4 ↓</p> <p>10: 9.5 ↓</p> <table border="1" style="width:100%; border-collapse: collapse;"> <tr><td>Serie</td><td style="text-align: right;">95.0</td></tr> <tr><td>Total</td><td style="text-align: right;">190.0</td></tr> </table>	Serie	95.0	Total	190.0		<p>11: 9.4 ↗</p> <p>12: 10.5x↑</p> <table border="1" style="width:100%; border-collapse: collapse;"> <tr><td>Serie</td><td style="text-align: right;">19.0</td></tr> <tr><td>Total</td><td style="text-align: right;">190.0</td></tr> </table>	Serie	19.0	Total	190.0
Serie	95.0										
Total	190.0										
Serie	19.0										
Total	190.0										
<p>1. Serie 10 Skott</p> 	<p>1: 10.4x↖</p> <p>2: 10.7x↓</p> <p>3: 10.0↖</p> <p>4: 9.1 ↓</p> <p>5: 9.8 →</p> <table border="1" style="width:100%; border-collapse: collapse;"> <tr><td>Serie</td><td style="text-align: right;">48.0</td></tr> <tr><td>Total</td><td style="text-align: right;">238.0</td></tr> </table>	Serie	48.0	Total	238.0	<p>1. Serie 10 Skott</p> 	<p>6: 10.5x↘</p> <p>7: 9.7 →</p> <p>8: 10.2 ↓</p> <p>9: 10.2 ↓</p> <p>10: 9.9 ↙</p> <table border="1" style="width:100%; border-collapse: collapse;"> <tr><td>Serie</td><td style="text-align: right;">48.0</td></tr> <tr><td>Total</td><td style="text-align: right;">286.0</td></tr> </table>	Serie	48.0	Total	286.0
Serie	48.0										
Total	238.0										
Serie	48.0										
Total	286.0										
<p>2. Serie 1 Skott</p> 	<p>1: 9.5 ↑</p> <p>2: 9.8 ←</p> <p>3: 10.4x↘</p> <p>4: 9.3 →</p> <p>5: 9.1 ↑</p> <table border="1" style="width:100%; border-collapse: collapse;"> <tr><td>Serie</td><td style="text-align: right;">46.0</td></tr> <tr><td>Total</td><td style="text-align: right;">332.0</td></tr> </table>	Serie	46.0	Total	332.0						
Serie	46.0										
Total	332.0										

 <p style="text-align: center;">7 8</p>	<p>1: 9.2 ↖ 2: 9.1 ↑ 3: 10.2 ↗ 4: 9.5 ↖ 5: 9.3 ← 6: 9.5 → 7: 10.3x ↖ 8: 8.9 ← 9: 10.8x ↗ 10: 10.5x →</p> <table border="1" style="width:100%; border-collapse: collapse;"> <tr><td>Serie</td><td style="text-align: right;">93.0</td></tr> <tr><td>Total</td><td style="text-align: right;">190.0</td></tr> </table>	Serie	93.0	Total	190.0	 <p style="text-align: center;">7 8</p>	<p>11: 8.7 ↑ 12: 10.6x ↗ 13: 10.1 ↑</p> <table border="1" style="width:100%; border-collapse: collapse;"> <tr><td>Serie</td><td style="text-align: right;">28.0</td></tr> <tr><td>Total</td><td style="text-align: right;">190.0</td></tr> </table>	Serie	28.0	Total	190.0
Serie	93.0										
Total	190.0										
Serie	28.0										
Total	190.0										
<p>1. Serie 10 Skott</p>  <p style="text-align: center;">7 8</p>	<p>1: 9.4 → 2: 10.1 ↑ 3: 10.3 ↖ 4: 9.7 ↙ 5: 9.9 ↖</p> <table border="1" style="width:100%; border-collapse: collapse;"> <tr><td>Serie</td><td style="text-align: right;">47.0</td></tr> <tr><td>Total</td><td style="text-align: right;">237.0</td></tr> </table>	Serie	47.0	Total	237.0	<p>1. Serie 10 Skott</p>  <p style="text-align: center;">7 8</p>	<p>6: 10.1 → 7: 10.7x ↖ 8: 10.4x ↖ 9: 10.4x ↖ 10: 9.1 ←</p> <table border="1" style="width:100%; border-collapse: collapse;"> <tr><td>Serie</td><td style="text-align: right;">49.0</td></tr> <tr><td>Total</td><td style="text-align: right;">286.0</td></tr> </table>	Serie	49.0	Total	286.0
Serie	47.0										
Total	237.0										
Serie	49.0										
Total	286.0										
<p>2. Serie 1 Skott</p>  <p style="text-align: center;">7 8</p>	<p>1: 10.0 ↖ 2: 9.5 ← 3: 9.5 ↙ 4: 9.8 ↑ 5: 9.4 ↖</p> <table border="1" style="width:100%; border-collapse: collapse;"> <tr><td>Serie</td><td style="text-align: right;">46.0</td></tr> <tr><td>Total</td><td style="text-align: right;">332.0</td></tr> </table>	Serie	46.0	Total	332.0						
Serie	46.0										
Total	332.0										



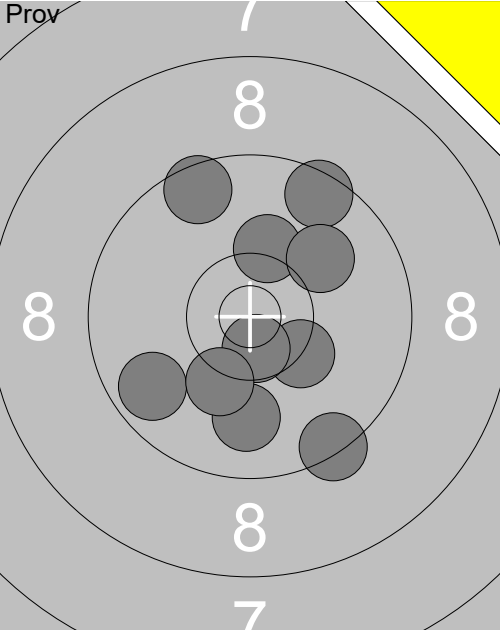
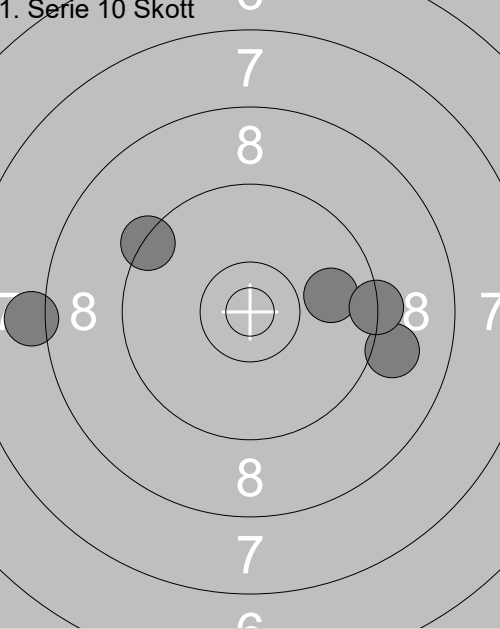
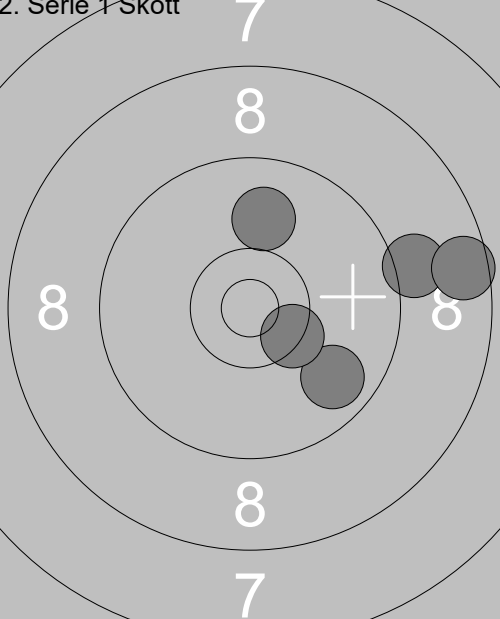
1: 8.8	↙	6: 9.3	→		Serie	85
2: 9.9	↗	7: 10.7x	↙		Total	190
3: 9.4	↖	8: 10.3	↗			
4: 10.6x	↘	9: 10.2	↘			
5: 10.3	→					

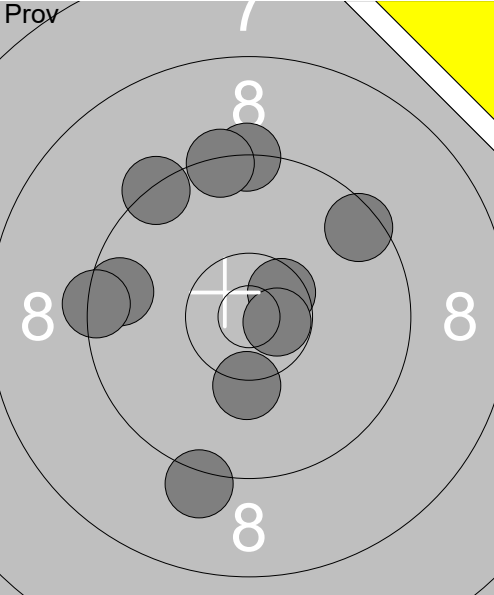
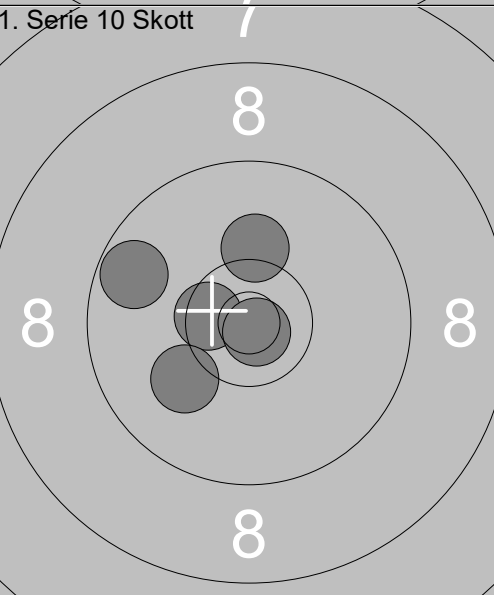
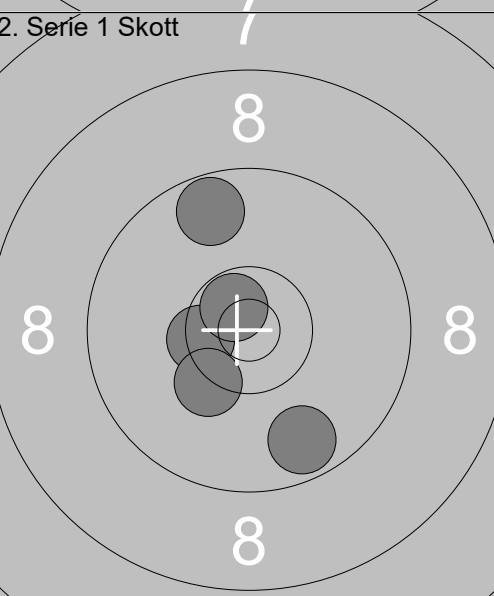
1: 9.9	↑		Serie	45
2: 9.1	↘		Total	235
3: 9.8	←			
4: 9.5	↗			
5: 9.8	↗			

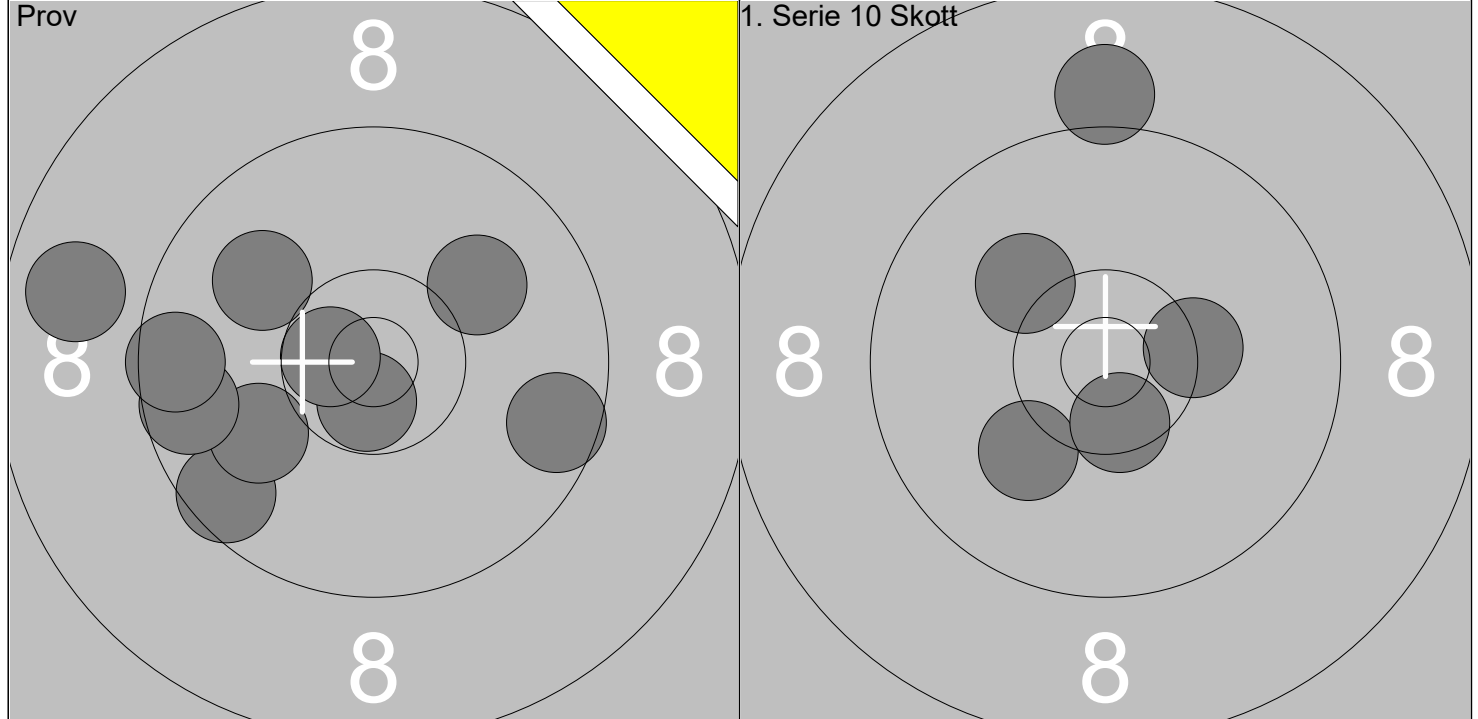


6: 8.2	↘		Serie	43
7: 9.3	→		Total	278
8: 8.5	↘			
9: 10.7x	→			
10: 8.2	↘			

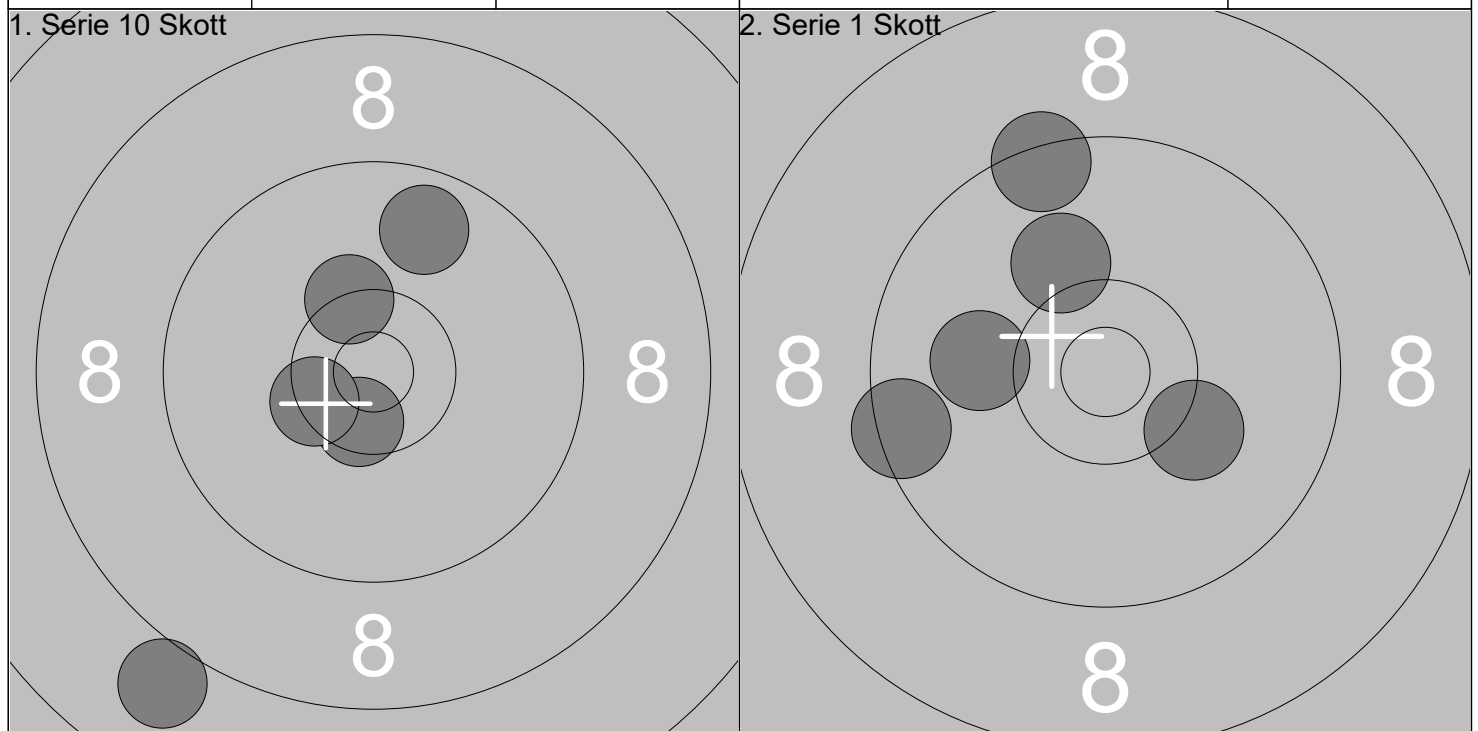
1: 8.6	↘		Serie	45
2: 9.9	↘		Total	323
3: 10.5x	↙			
4: 9.9	↗			
5: 9.2	↗			

Skjuttlag 11	Tavla 14	Åke Arbrink	
50 m Skövde		Rosersbergs SKF	Vet
27.07.2017		SM 50 Ligg	Skaraborgs skytteförbund
Prov		1: 9.5 ↗ 2: 9.5 ↗ 3: 10.2 ↗ 4: 10.0 ↗ 5: 10.3x ↘ 6: 10.6x ↘ 7: 9.4 ↘ 8: 9.7 ↙ 9: 9.9 ↓ 10: 10.2 ↘	Prov
		Serie 95.0	11: 9.8 ↙
		Total 190.0	Serie 9.0
			Total 190.0
1. Serie 10 Skott		1: 8.1 ← 2: 9.4 ↙ 3: 9.0 → 4: 9.9 → 5: 9.3 →	6: 9.3 ← 7: 10.6x ↗ 8: 9.0 ↓ 9: 9.9 ↙ 10: 10.7x ↗
		Serie 44.0	Serie 47.0
		Total 234.0	Total 281.0
2. Serie 1 Skott		1: 9.8 ↘ 2: 10.4x ↘ 3: 9.1 → 4: 10.0 ↗ 5: 8.6 →	
		Serie 46.0	
		Total 327.0	

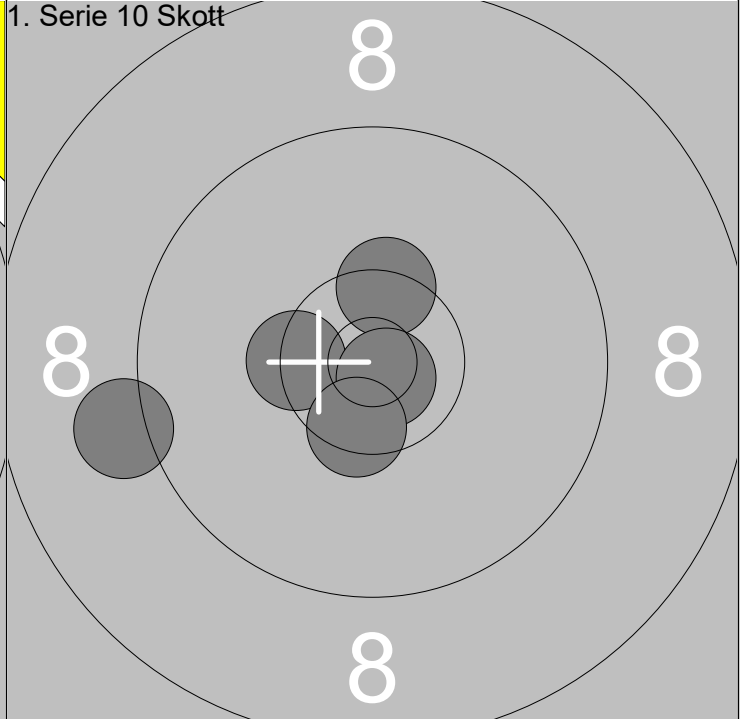
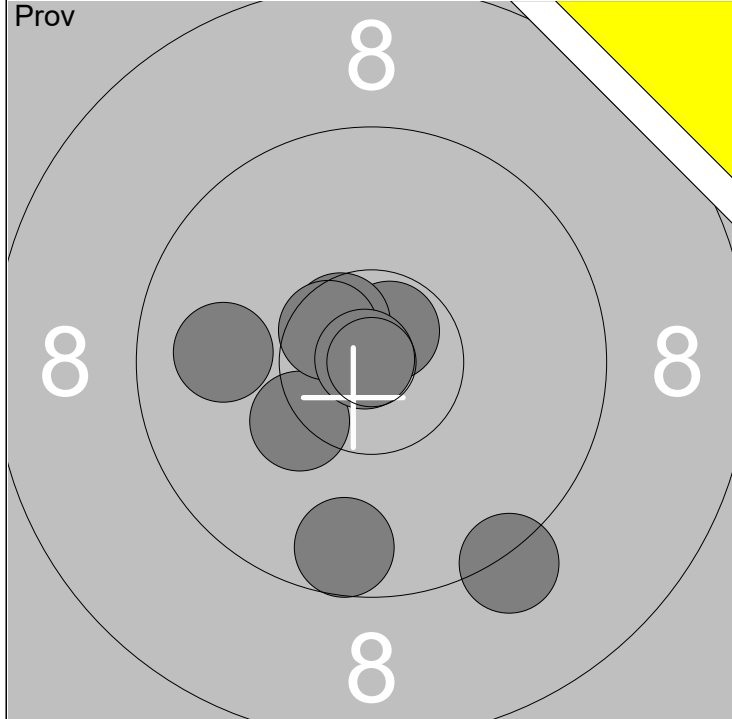
Skjutlag	Tavla	Håkan Persson	
11	15		
50 m Skövde		Björksta Uskf	Vet
27.07.2017		SM 50 Ligg	Skaraborgs skytteförbund
Prov		1: 9.3 ↑ 2: 9.2 ↓ 3: 10.5x ↗ 4: 9.4 ↑ 5: 9.4 ↖ 6: 10.7x → 7: 10.2 ↓ 8: 9.6 ← 9: 9.4 ← 10: 9.5 ↗	Prov
		Serie 93.0	11: 9.4 →
		Total 190.0	12: 10.0 ↓
			13: 10.4x ↗
			Serie 29.0
			Total 190.0
1. Serie 10 Skott		1: 10.5x ← 2: 10.8x ↘ 3: 10.1 ↙ 4: 9.7 ← 5: 10.2 ↑	1. Serie 10 Skott
		Serie 49.0	6: 10.0 ←
		Total 239.0	7: 9.9 →
			8: 9.9 ↓
			9: 9.6 ↘
			10: 9.7 ↑
			Serie 46.0
			Total 285.0
2. Serie 1 Skott		1: 10.4x ← 2: 9.7 ↑ 3: 9.7 ↓ 4: 10.7x ↗ 5: 10.3 ↙	
		Serie 48.0	
		Total 333.0	



1: 9.6 ↙	6: 10.0 ↗		Serie	94	1: 10.1 ↙		Serie	49
2: 10.7x ↓	7: 9.6 →				2: 10.3x →			
3: 10.0 ↙	8: 9.6 ←	Total	189	3: 10.5x ↓	Total	238		
4: 8.8 ←	9: 10.0 ↗			4: 9.1 ↑				
5: 9.6 ←	10: 10.6x ←			5: 10.2 ↙				

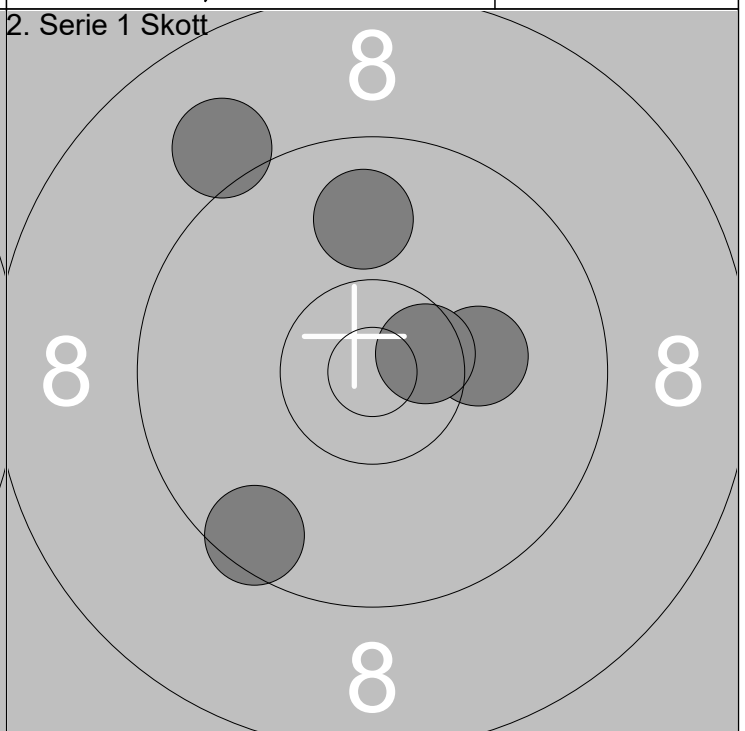
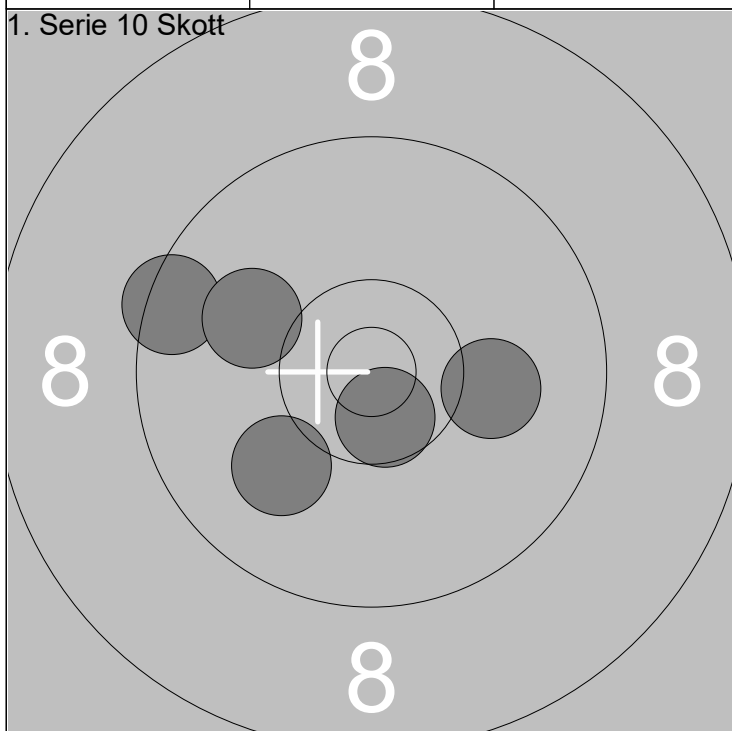


6: 9.8 ↑		Serie	47	1: 9.5 ←		Serie	48
7: 10.5x ↓				2: 10.1 ←			
8: 10.4x ↑	Total	285	3: 10.2 ↘	Total	333		
9: 8.0 ↓			4: 9.4 ↑				
10: 10.4x ←			5: 10.1 ↑				



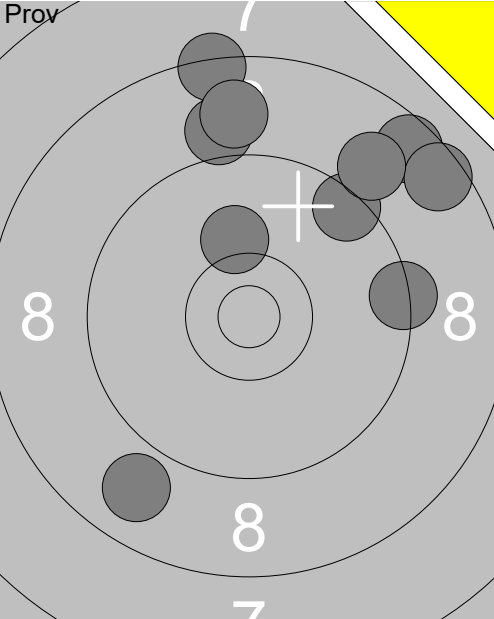
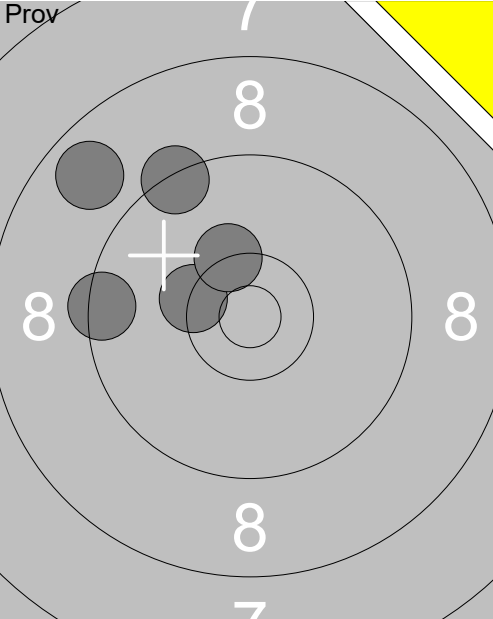
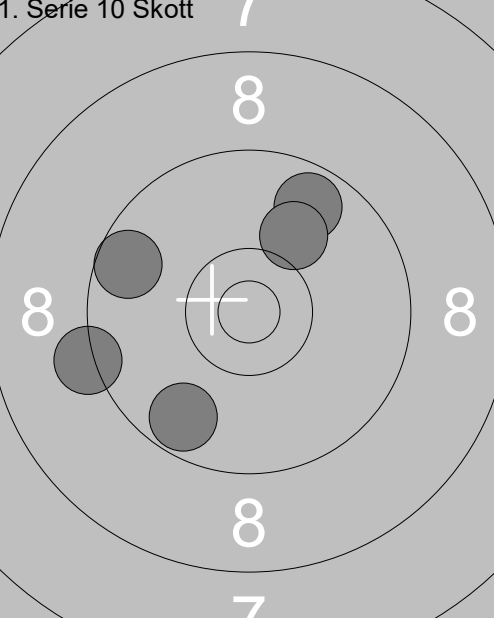
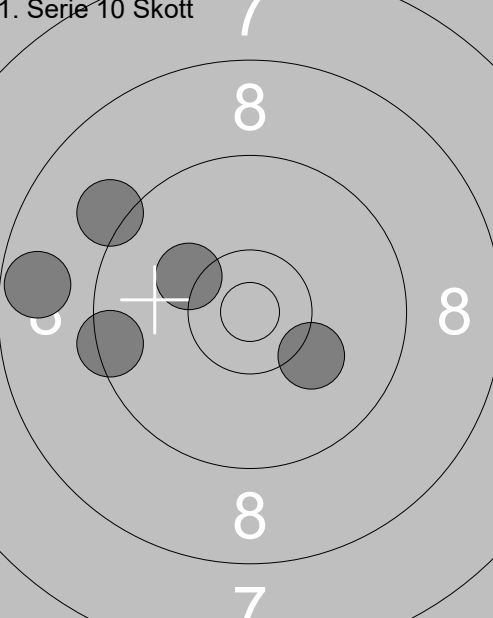
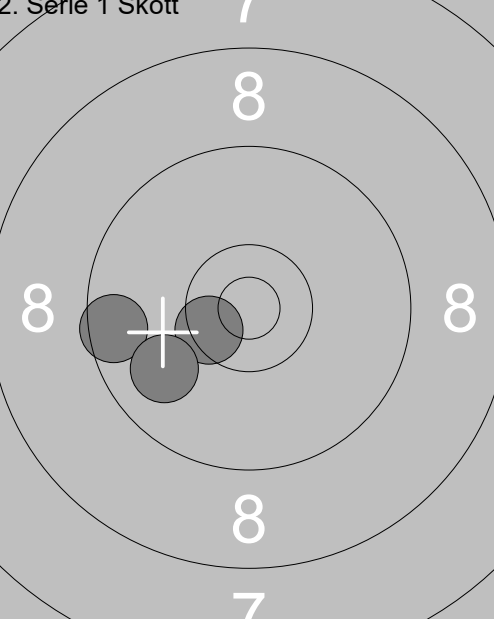
1: 10.3x ↙	6: 10.6x ↗	Serie	77
2: 10.7x ↗	7: 10.9x ↗		
3: 9.6 ↓	8: 9.2 ↓	Total	189
4: 10.6x ↗			
5: 9.9 ←			

1: 10.4x ↑	Serie	49
2: 10.4x ←		
3: 9.1 ←	Total	238
4: 10.8x ↓		
5: 10.5x ↓		

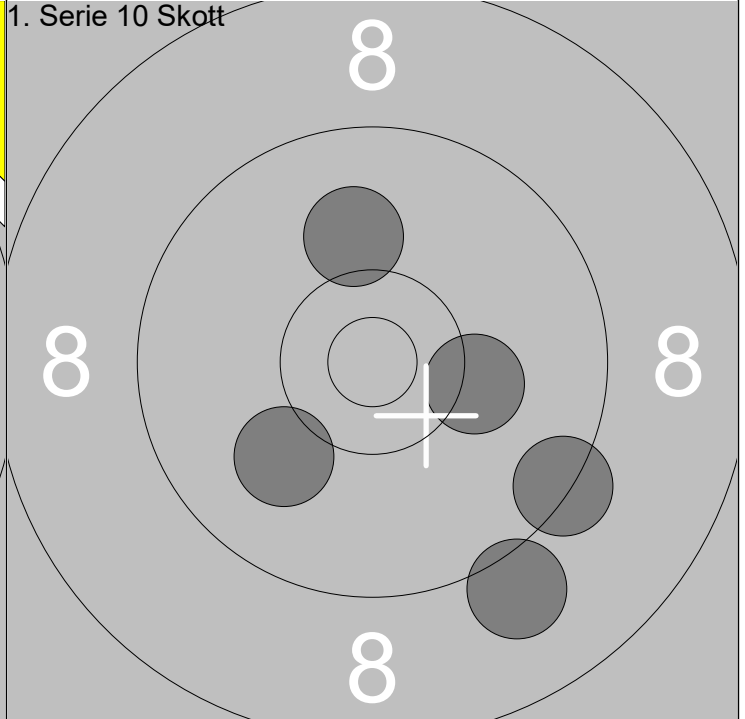
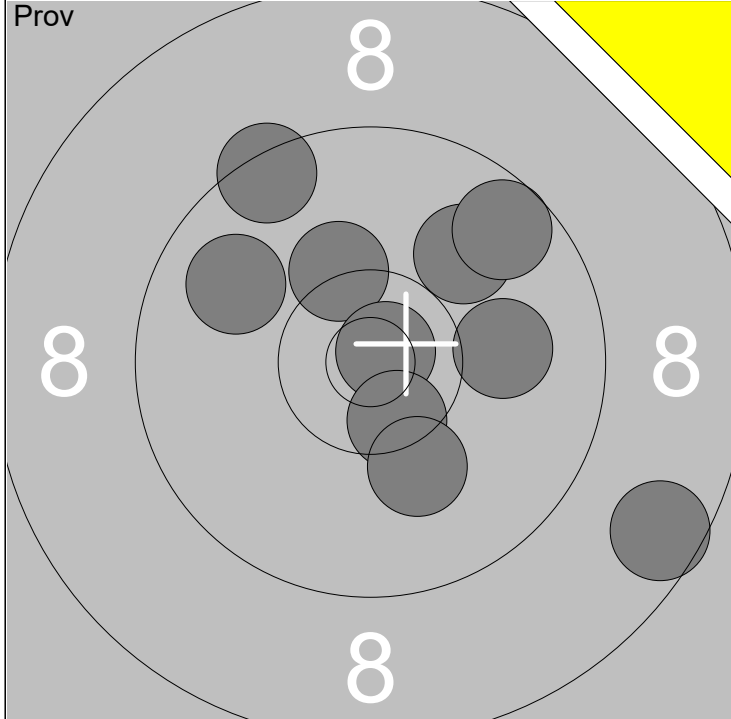


6: 10.6x ↓	Serie	49
7: 9.5 ←		
8: 10.1 →	Total	287
9: 10.0 ↙		
10: 10.0 ←		

1: 9.5 ↙	Serie	47
2: 9.1 ↗		
3: 10.2 →	Total	334
4: 10.6x →		
5: 9.9 ↑		

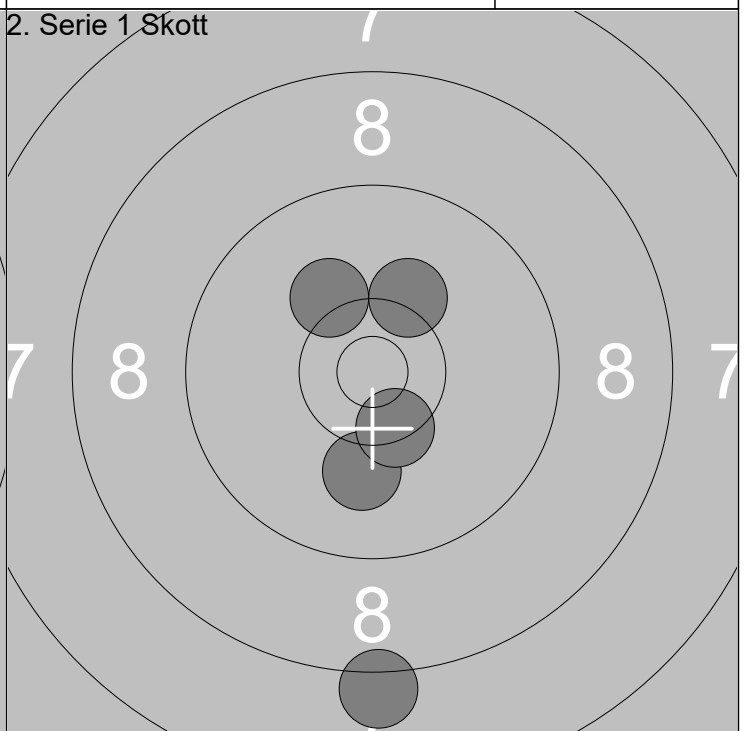
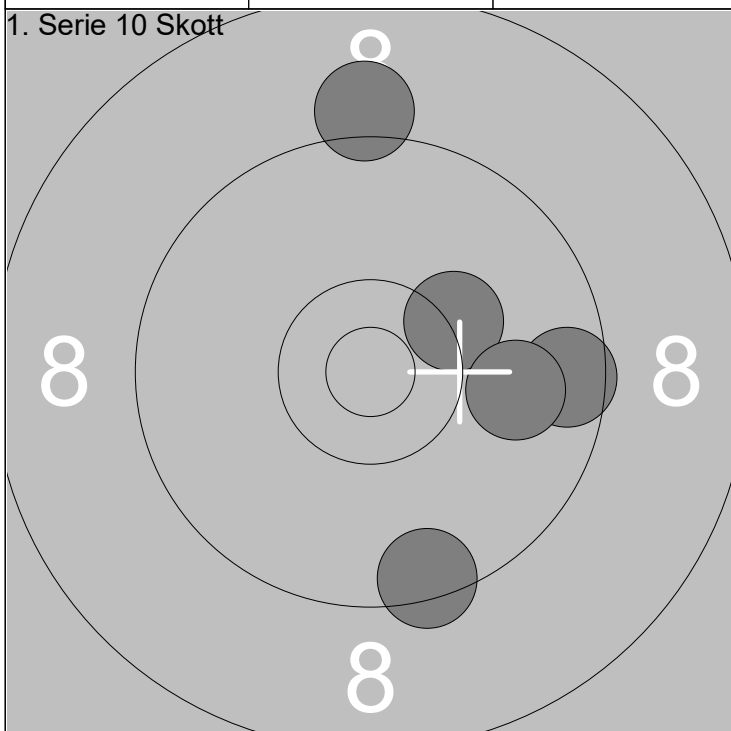
Skjutlag	Tavla	Per Larsson			
11	18				
50 m Skövde		Göteborgs SKG	Vet		
27.07.2017		SM 50 Ligg	Skaraborgs skytteförbund		
Prov		1: 8.6 ↗ 2: 9.4 → 3: 9.5 ↗ 4: 9.0 ↑ 5: 8.4 ↑ 6: 8.6 ↗ 7: 8.9 ↘ 8: 9.0 ↗ 9: 8.9 ↑ 10: 10.2 ↑ Serie 86.0 Total 188.0	Prov		11: 8.8 ↖ 12: 10.3 ✕ 13: 10.3 ✕ 14: 9.4 ↗ 15: 9.4 ← Serie 46.0 Total 188.0
1. Serie 10 Skott		1: 9.7 ↗ 2: 9.7 ↘ 3: 9.6 ← 4: 10.0 ↗ 5: 9.2 ← Serie 46.0 Total 234.0	1. Serie 10 Skott		6: 8.7 ← 7: 10.2 ↖ 8: 9.1 ↖ 9: 10.2 ↘ 10: 9.4 ← Serie 46.0 Total 280.0
2. Serie 1 Skott		1: 9.6 ← 2: 10.5 ✕ 3: 9.9 ↘ Serie 28.0 Total 308.0			

Skaraborgs skytteförbund



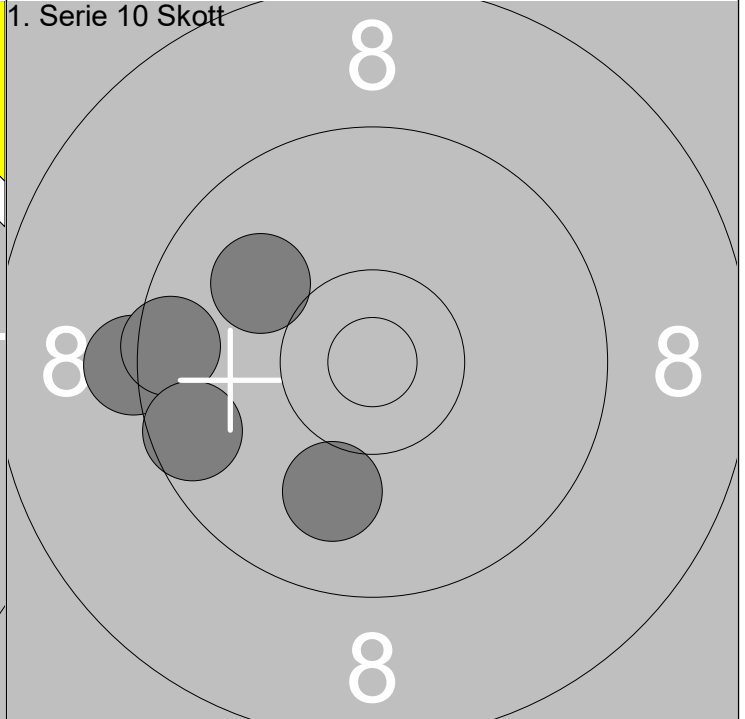
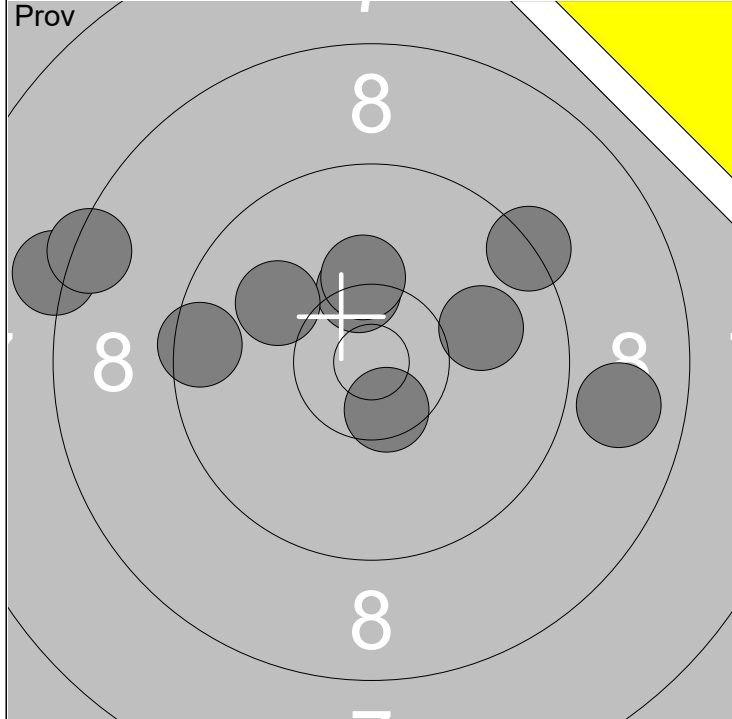
1: 10.0 ↗	6: 10.8x ↗	Serie	95
2: 9.6 ↗	7: 9.9 ↖		
3: 9.4 ↗	8: 10.5x ↘	Total	188
4: 10.3 ↗	9: 10.1 ↘		
5: 10.0 →	10: 8.6 ↘		

1: 10.1 ↑	Serie	48
2: 10.0 ↘		
3: 9.1 ↘	Total	236
4: 9.4 ↘		
5: 10.2 →		



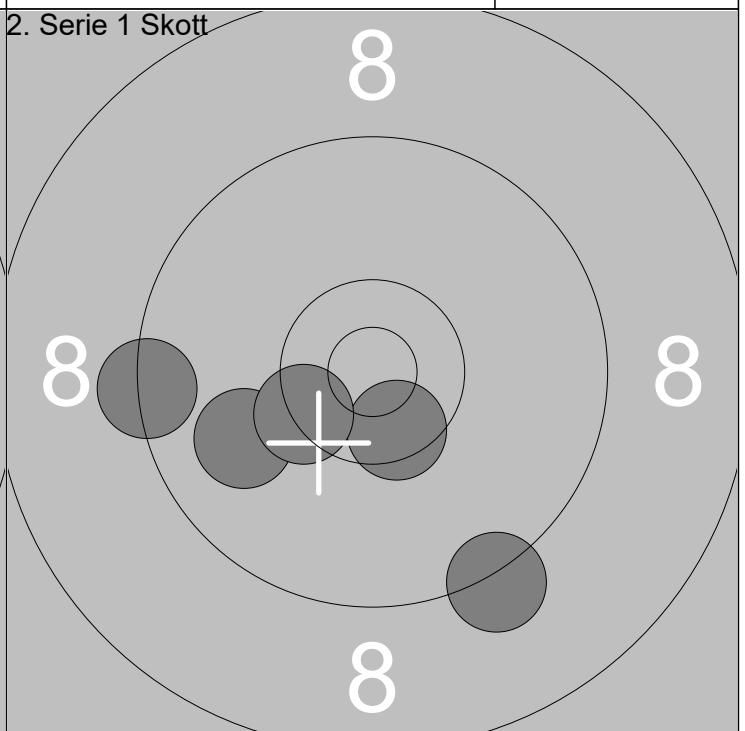
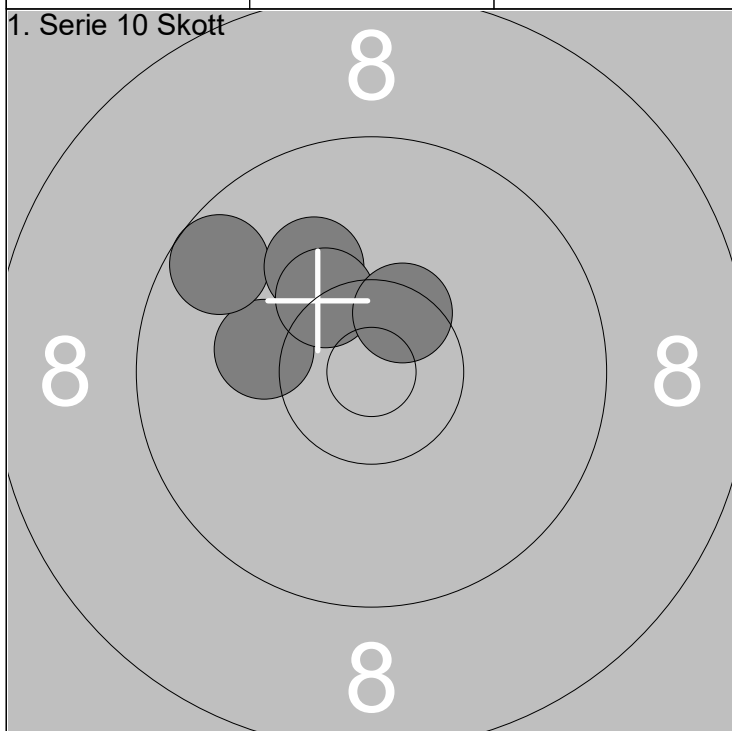
6: 10.3 ↗	Serie	46
7: 9.6 →		
8: 9.4 ↘	Total	282
9: 9.1 ↑		
10: 9.9 →		

1: 10.2 ↗	Serie	48
2: 10.1 ↘		
3: 8.2 ↘	Total	330
4: 10.4x ↘		
5: 10.2 ↗		



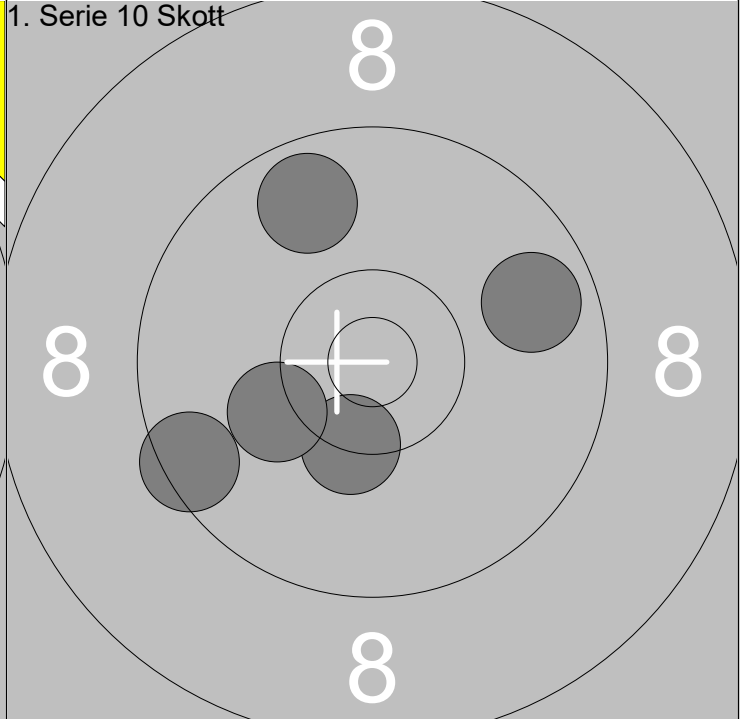
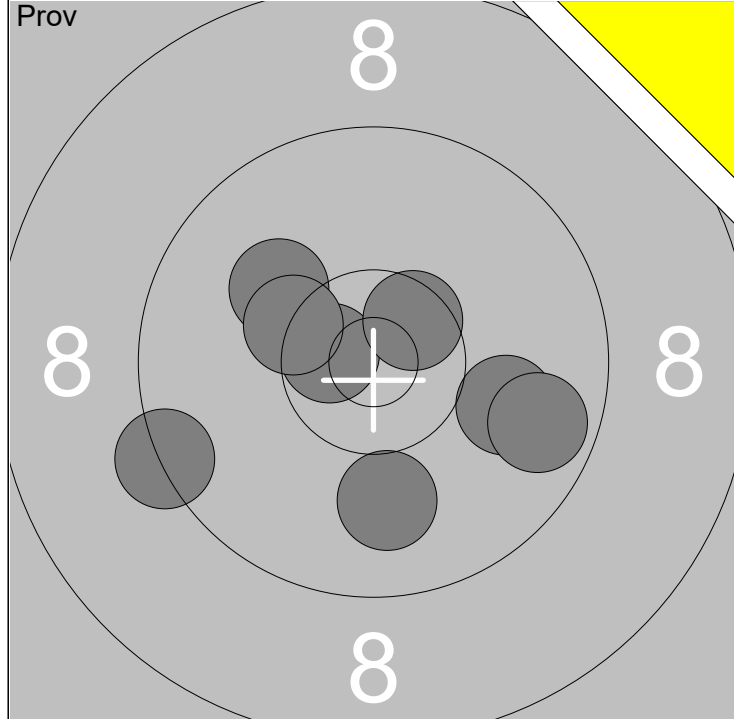
1: 10.3x ↑	6: 10.2 ↑	Serie	92
2: 9.5 ←	7: 10.5x ↓		
3: 10.0 ↗	8: 8.9 →	Total	188
4: 8.2 ←	9: 9.3 ↗		
5: 8.4 ←	10: 10.0 →		

1: 9.3 ←	Serie	47
2: 9.5 ←		
3: 10.0 ↗	Total	235
4: 10.0 ↓		
5: 9.6 ←		



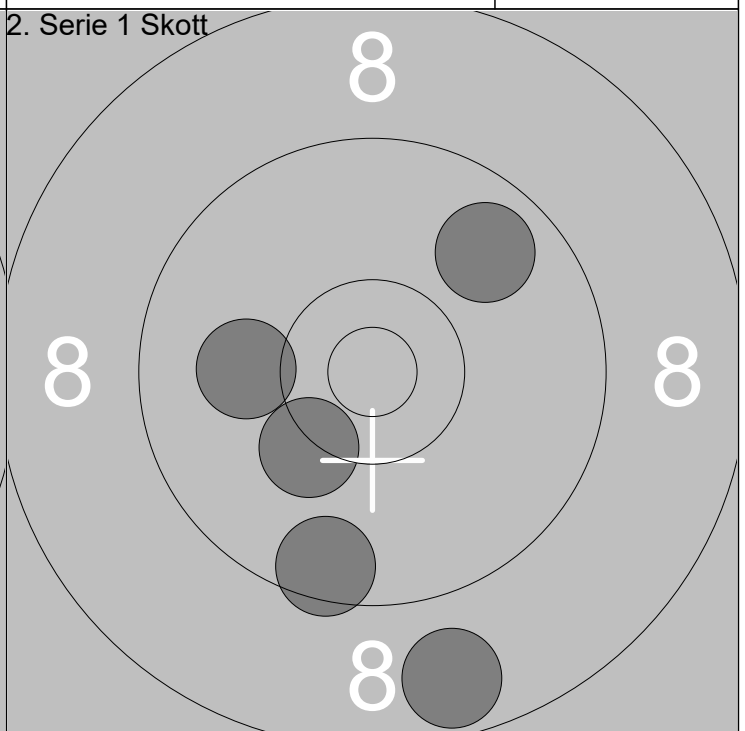
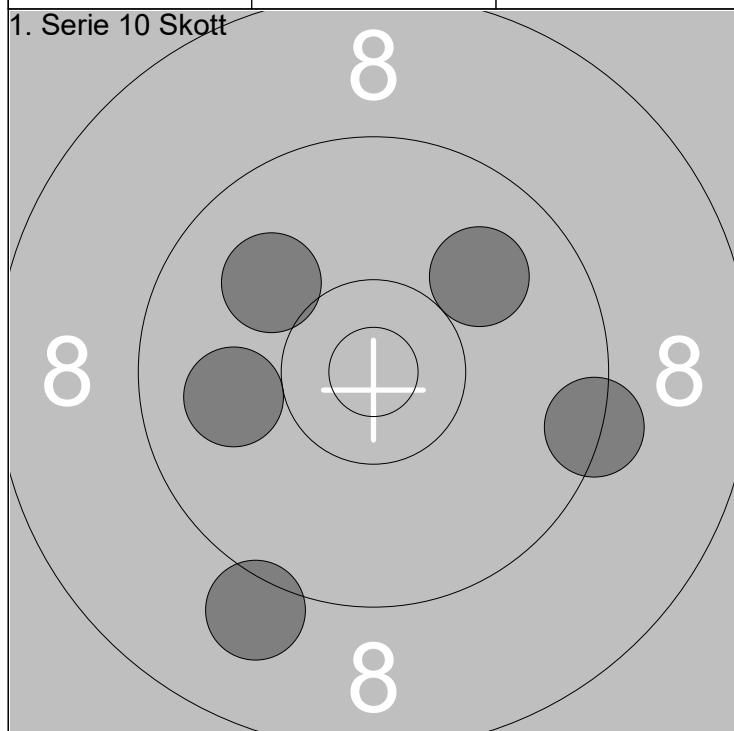
6: 10.2 ←	Serie	49
7: 9.6 ↗		
8: 10.1 ↗	Total	284
9: 10.3x ↗		
10: 10.5x ↗		

1: 10.5x ↓	Serie	47
2: 9.9 ←		
3: 10.4x ←	Total	331
4: 9.2 ↓		
5: 9.4 ←		



1: 10.0 →	6: 10.0 ↓	Serie	78
2: 10.6x ←	7: 10.3x ↙		
3: 10.5x ↗	8: 9.3 ←	Total	188
4: 10.1 ↗			
5: 9.7 →			

1: 10.4x ↓	Serie	47
2: 10.2 ←		
3: 9.5 ←	Total	235
4: 9.7 ↗		
5: 9.8 →		



6: 10.0 ↗	Serie	48
7: 10.0 ←		
8: 10.0 ↗	Total	283
9: 9.4 →		
10: 9.1 ↓		

1: 9.5 ↓	Serie	46
2: 8.7 ↓		
3: 10.3 ↙	Total	329
4: 9.8 ↗		
5: 10.1 ←		